

TRIUNFO SANITATION DISTRICT

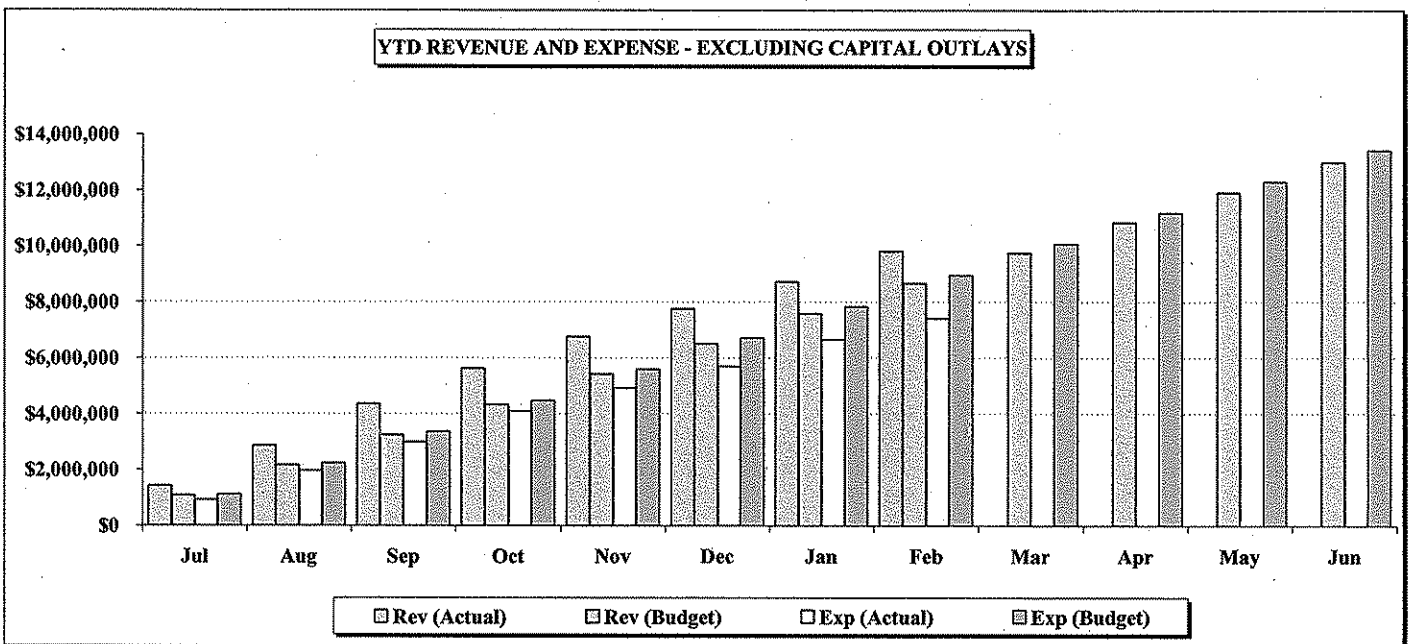
February 28, 2011

66.7% of year elapsed

REVENUE AND EXPENSE REPORT

Revenue:	Adjusted Budget	Curent Period	Fiscal Year to Date	Unrealized Revenue	% Realized
Sanitation Fees	\$ 6,368,456	\$ 642,518	\$ 5,310,891	\$ 1,057,565	83.4%
Connection Fees Triunfo	61,000	2,775	2,775	58,225	4.5%
Recycled Water	1,564,042	57,478	933,936	630,105	59.7%
Potable Water	3,407,259	266,582	2,537,451	869,808	74.5%
Water Meter Services	1,217,266	101,011	812,119	405,147	66.7%
Interest Income	150,000	7,879	57,243	92,757	38.2%
Other Services & Fees	248,960	13,878	170,919	78,041	68.7%
Total Revenue	\$ 13,016,982	\$ 1,092,122	\$ 9,825,335	\$ 3,191,648	75.5%

Expenses:	Adjusted Budget	Curent Period	Fiscal Year to Date	Encumbrances	Available Budget	% Committed
Wastewater Treatment	\$ 4,437,416	\$ 256,888	\$ 2,410,119	\$ -	2,027,297	54.3%
Potable Water Purch.	3,082,654	171,109	1,859,387	-	1,223,267	60.3%
Recycled Water Purch.	1,357,587	40,163	743,198	-	614,389	54.7%
VRSD (Administration)	615,556	32,603	328,849	-	286,707	53.4%
VRSD (Operations)	2,202,400	148,771	1,115,241	-	1,087,159	50.6%
Professional Services	130,100	1,351	30,597	-	99,503	23.5%
Depreciation/Amortization	880,656	68,676	595,999	-	284,657	67.7%
Overhead cost allocation	-	(0)	(0)	-	0	-
Joint Venture spending	-	-	-	-	-	-
Tillman plant	-	-	-	-	-	-
Debt service	299,304	1,566	40,691	-	258,613	13.6%
Ins., permits & lic.	60,200	1,116	39,018	-	21,182	64.8%
Board member fees	57,690	4,361	32,564	-	25,126	56.4%
General & Administrative	317,080	4,377	72,870	-	244,210	23.0%
Outside Contractor Services	-	-	-	-	-	-
Total Expenses	\$ 13,440,643	\$ 730,981	\$ 7,268,533	\$ -	\$ 6,172,110	54.1%
Net Income/(Loss) before Capital O	\$ (423,661)	\$ 361,141	\$ 2,556,802	\$ -	\$ (2,980,463)	-603.5%
Capital Outlays	(9,651,351)	(27,621)	(183,450)	(0)	(9,467,901)	1.9%
Increase/(Decrease) to Reserves	\$ (10,075,012)	\$ 333,520	\$ 2,373,352	\$ (0)	\$ (12,448,363)	-23.6%



Item 22-1

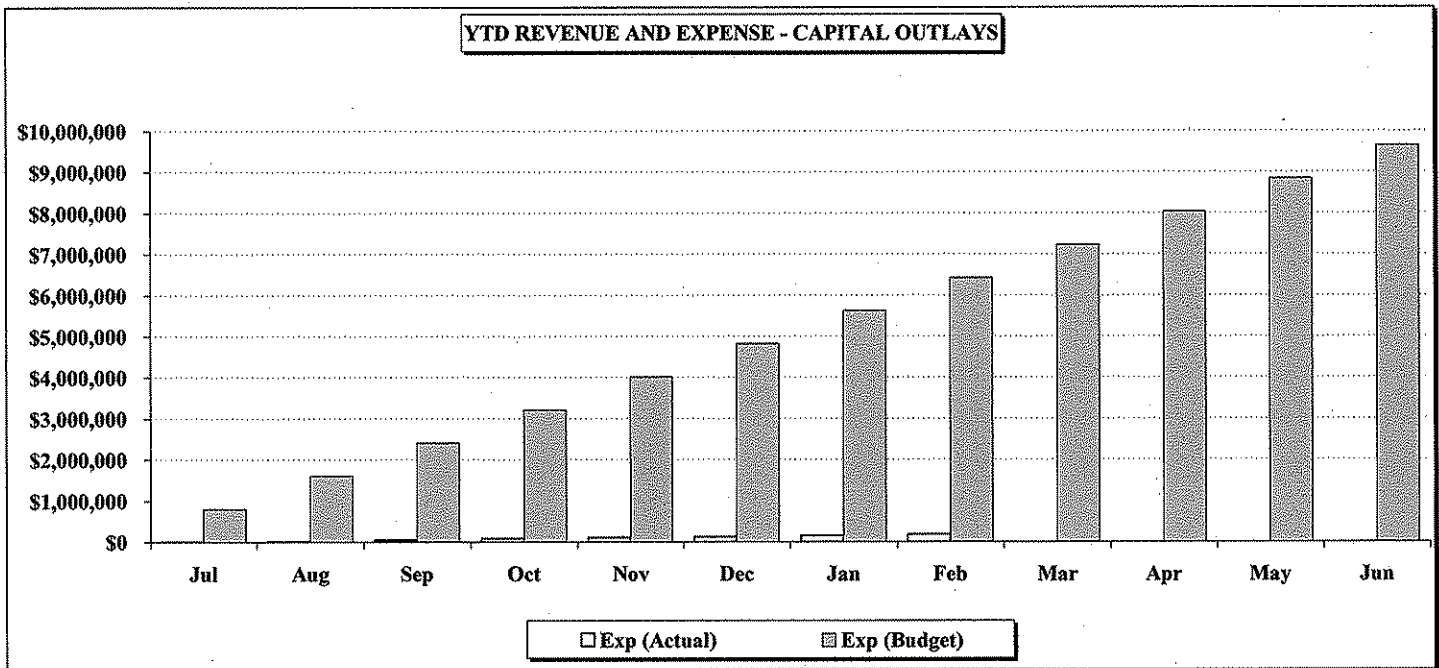
TRIUNFO SANITATION DISTRICT

February 28, 2011

66.7% of year elapsed

REVENUE AND EXPENSE REPORT - CAPITAL OUTLAYS

Revenue:	Adjusted Budget	Curent Period	Fiscal Year to Date		Unrealized Revenue	% Realized
Sanitation Fees	\$ -	\$ -	\$ -		\$ -	-
Connection Fees Triunfo	-	-	-		-	-
Recycled Water	-	-	-		-	-
Potable Water	-	-	-		-	-
Water Meter Services	-	-	-		-	-
Interest Income	-	-	-		-	-
Other Services & Fees	-	-	-		-	-
Total Revenue	\$ -	\$ -	\$ -		\$ -	-
Expenses:	Adjusted Budget	Curent Period	Fiscal Year to Date	Encumbrances	Available Budget	% Committed
Wastewater Treatment	\$ -	\$ -	\$ -	\$ -	\$ -	-
Potable Water Purch.	-	-	-	-	-	-
Recycled Water Purch.	-	-	-	-	-	-
VRSD (Administration)	-	-	-	-	-	-
VRSD (Operations)	331,652	7,625	52,137	0	279,515	15.7%
Professional Services	7,773,085	18,746	95,799	0	7,677,286	1.2%
Depreciation/Amortization	-	-	-	-	-	-
Overhead cost allocation	-	-	-	-	-	-
Joint Venture spending	-	-	-	-	-	-
Tillman plant	-	-	-	-	-	-
Debt service	-	-	-	-	-	-
Ins., permits & lic.	-	-	-	-	-	-
Board member fees	-	-	-	-	-	-
General & Administrative	-	1,250	2,014	-	(2,014)	-
Outside Contractor Services	1,546,614	-	33,500	0	1,513,114	2.2%
Total Expenses	\$ 9,651,351	\$ 27,621	\$ 183,450	\$ 0	\$ 9,467,901	1.9%
Increase/(Decrease) to Reserves	\$ (9,651,351)	\$ (27,621)	\$ (183,450)	\$ (0)	\$ (9,467,901)	1.9%



22-2

TRIUNFO SANITATION DISTRICT

February 28, 2011

66.7% of year elapsed

REVENUE AND EXPENSE REPORT - CENTRAL ADMINISTRATION

Revenue:	Adjusted Budget	Curent Period	Fiscal Year to Date		Unrealized Revenue	% Realized
Sanitation Fees	\$ -	\$ -	\$ -		\$ -	-
Connection Fees Triunfo	-	-	-		-	-
Recycled Water	-	-	-		-	-
Potable Water	-	-	-		-	-
Water Meter Services	-	-	-		-	-
Interest Income	-	-	191		(191)	-
Other Services & Fees	-	-	900		(900)	-
Total Revenue	\$ -	\$ -	\$ 1,090		\$ (1,090)	-
Expenses:	Adjusted Budget	Curent Period	Fiscal Year to Date	Encumbrances	Available Budget	% Committed
Wastewater Treatment	\$ -	\$ -	\$ -	\$ -	\$ -	-
Potable Water Purch.	-	-	-	-	-	-
Recycled Water Purch.	-	-	-	-	-	-
VRSD (Administration)	307,778	16,301	164,424	-	143,354	53.4%
VRSD (Operations)	-	-	-	-	-	-
Professional Services	108,500	1,351	18,120	-	90,380	16.7%
Depreciation/Amortization	-	-	-	-	-	-
Overhead cost allocation	(545,043)	(45,420)	(363,362)	-	(181,681)	66.7%
Joint Venture spending	-	-	-	-	-	-
Tillman plant	-	-	-	-	-	-
Debt service	-	-	-	-	-	-
Ins., permits & lic.	-	-	728	-	(728)	-
Board member fees	54,420	4,361	32,564	-	21,856	59.8%
General & Administrative	74,345	-	1,408	-	72,938	1.9%
Outside Contractor Services	-	-	-	-	-	-
Total Expenses	\$ -	\$ (23,407)	\$ (146,118)	\$ -	\$ 146,118	-
Net Income/(Loss) before Capital O	\$ -	\$ 23,407	\$ 147,209	\$ -	\$ (147,209)	-
Capital Outlays	-	-	-	-	-	-
Increase/(Decrease) to Reserves	\$ -	\$ 23,407	\$ 147,209	\$ -	\$ (147,209)	-

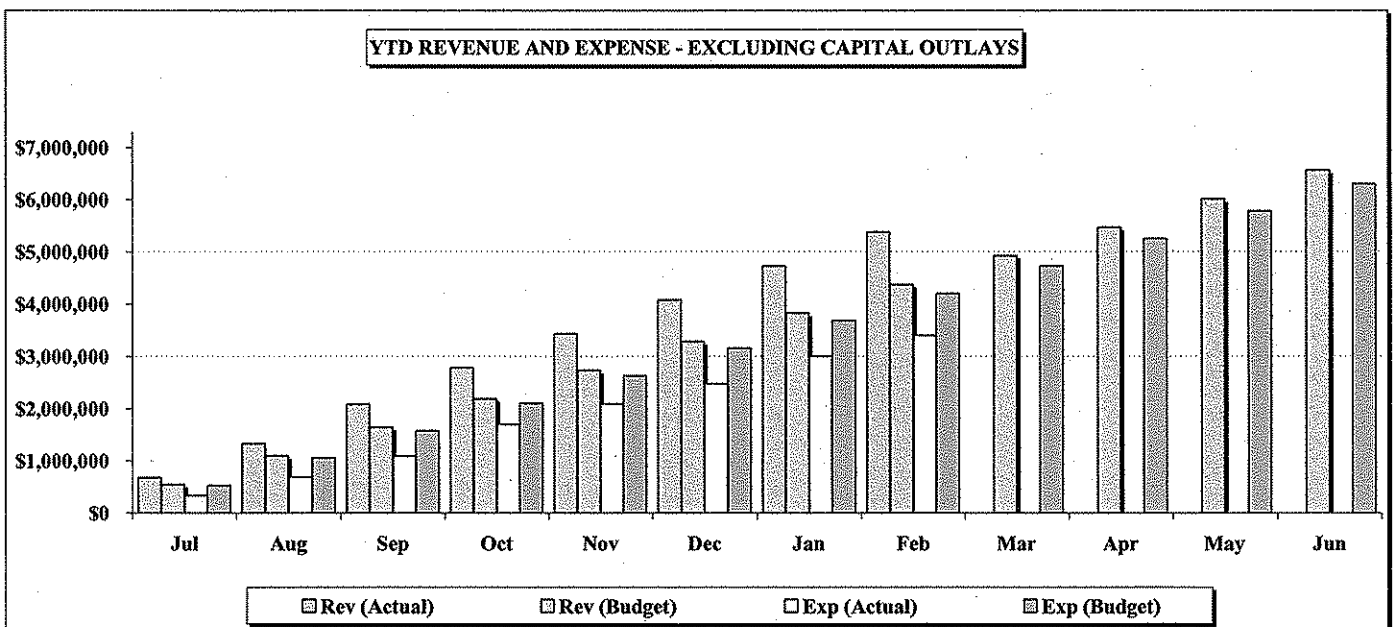
TRIUNFO SANITATION DISTRICT

February 28, 2011

66.7% of year elapsed

REVENUE AND EXPENSE REPORT - WASTEWATER

<u>Revenue:</u>	<u>Adjusted Budget</u>	<u>Curent Period</u>	<u>Fiscal Year to Date</u>	<u>Unrealized Revenue</u>	<u>% Realized</u>	
Sanitation Fees	\$ 6,368,456	\$ 642,518	\$ 5,310,891	\$ 1,057,565	83.4%	
Connection Fees Triunfo	61,000	2,775	2,775	58,225	4.5%	
Recycled Water	-	-	-	-	-	
Potable Water	-	-	-	-	-	
Water Meter Services	-	-	-	-	-	
Interest Income	120,000	7,879	57,053	62,947	47.5%	
Other Services & Fees	18,700	-	11,898	6,802	63.6%	
Total Revenue	\$ 6,568,156	\$ 653,173	\$ 5,382,616	\$ 1,185,540	82.0%	
<u>Expenses:</u>	<u>Adjusted Budget</u>	<u>Curent Period</u>	<u>Fiscal Year to Date</u>	<u>Encumbrances</u>	<u>Available Budget</u>	<u>% Committed</u>
Wastewater Treatment	\$ 4,437,416	\$ 256,888	\$ 2,410,119	\$ -	\$ 2,027,297	54.3%
Potable Water Purch.	-	-	-	-	-	-
Recycled Water Purch.	-	-	-	-	-	-
VRSD (Administration)	307,778	16,301	164,424	-	143,354	53.4%
VRSD (Operations)	664,471	67,079	288,338	-	376,133	43.4%
Professional Services	-	-	20,445	-	(20,445)	-
Depreciation/Amortization	326,736	25,701	223,038	-	103,698	68.3%
Overhead cost allocation	300,449	25,037	200,299	-	100,150	66.7%
Joint Venture spending	-	-	-	-	-	-
Tillman plant	-	-	-	-	-	-
Debt service	6,600	-	-	-	6,600	0.0%
Ins., permits & lic.	60,200	-	32,161	-	28,039	53.4%
Board member fees	3,270	-	-	-	3,270	0.0%
General & Administrative	202,795	3,108	60,913	-	141,882	30.0%
Outside Contractor Services	-	-	-	-	-	-
Total Expenses	\$ 6,309,715	\$ 394,114	\$ 3,399,737	\$ -	\$ 2,909,978	53.9%
Net Income/(Loss) before Capital O	\$ 258,441	\$ 259,058	\$ 1,982,878	\$ -	\$ (1,724,437)	767.2%
Capital Outlays	(1,160,004)	-	(5,022)	-	(1,154,982)	0.4%
Increase/(Decrease) to Reserves	\$ (901,563)	\$ 259,058	\$ 1,977,856	\$ -	\$ (2,879,419)	-219.4%



22-4

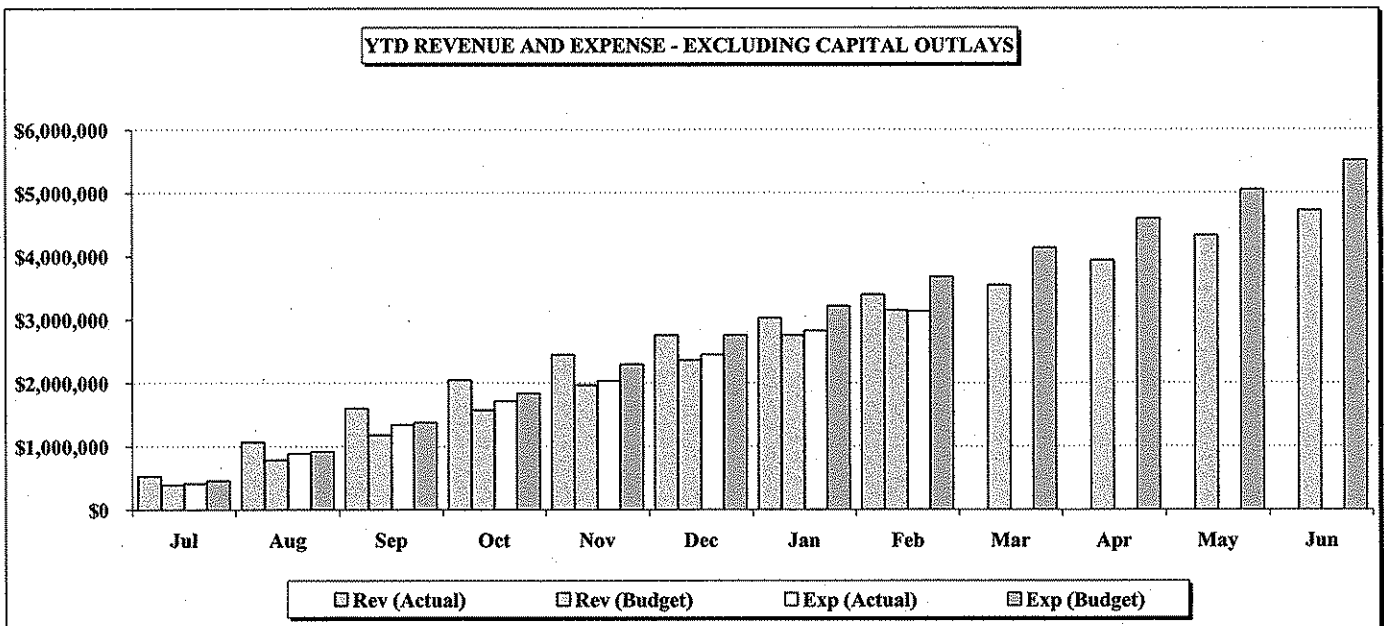
TRIUNFO SANITATION DISTRICT

February 28, 2011

66.7% of year elapsed

REVENUE AND EXPENSE REPORT - POTABLE WATER

<u>Revenue:</u>	<u>Adjusted Budget</u>	<u>Curent Period</u>	<u>Fiscal Year to Date</u>	<u>Unrealized Revenue</u>	<u>% Realized</u>	
Sanitation Fees	\$ -	\$ -	\$ -	\$ -	-	
Connection Fees Triunfo	-	-	-	-	-	
Recycled Water	-	-	-	-	-	
Potable Water	3,407,259	266,582	2,537,451	869,808	74.5%	
Water Meter Services	1,060,107	87,664	705,346	354,761	66.5%	
Interest Income	30,000	-	-	30,000	0.0%	
Other Services & Fees	230,260	13,878	158,147	72,113	68.7%	
Total Revenue	\$ 4,727,626	\$ 368,124	\$ 3,400,945	\$ 1,326,681	71.9%	
<u>Expenses:</u>	<u>Adjusted Budget</u>	<u>Curent Period</u>	<u>Fiscal Year to Date</u>	<u>Encumbrances</u>	<u>Available Budget</u>	<u>% Committed</u>
Wastewater Treatment	\$ -	\$ -	\$ -	\$ -	\$ -	-
Potable Water Purch.	3,082,654	171,109	1,859,387	-	1,223,267	60.3%
Recycled Water Purch.	-	-	-	-	-	-
VRSD (Administration)	-	-	-	-	-	-
VRSD (Operations)	1,431,022	79,464	791,354	-	639,668	55.3%
Professional Services	21,600	-	(7,968)	-	29,568	-36.9%
Depreciation/Amortization	457,920	35,600	308,958	-	148,962	67.5%
Overhead cost allocation	190,240	15,853	126,827	-	63,413	66.7%
Joint Venture spending	-	-	-	-	-	-
Tillman plant	-	-	-	-	-	-
Debt service	292,704	1,566	40,691	-	252,013	13.9%
Ins., permits & lic.	-	1,116	6,129	-	(6,129)	-
Board member fees	-	-	-	-	-	-
General & Administrative	39,440	1,269	9,572	-	29,868	24.3%
Outside Contractor Services	-	-	-	-	-	-
Total Expenses	\$ 5,515,580	\$ 305,978	\$ 3,134,949	\$ -	\$ 2,380,631	56.8%
Net Income/(Loss) before Capital O	\$ (787,954)	\$ 62,146	\$ 265,995	\$ -	\$ (1,053,949)	-33.8%
Capital Outlays	(8,104,737)	(27,621)	(178,428)	-	(7,926,309)	2.2%
Increase/(Decrease) to Reserves	\$ (8,892,691)	\$ 34,525	\$ 87,567	\$ -	\$ (8,980,258)	-1.0%



22-5

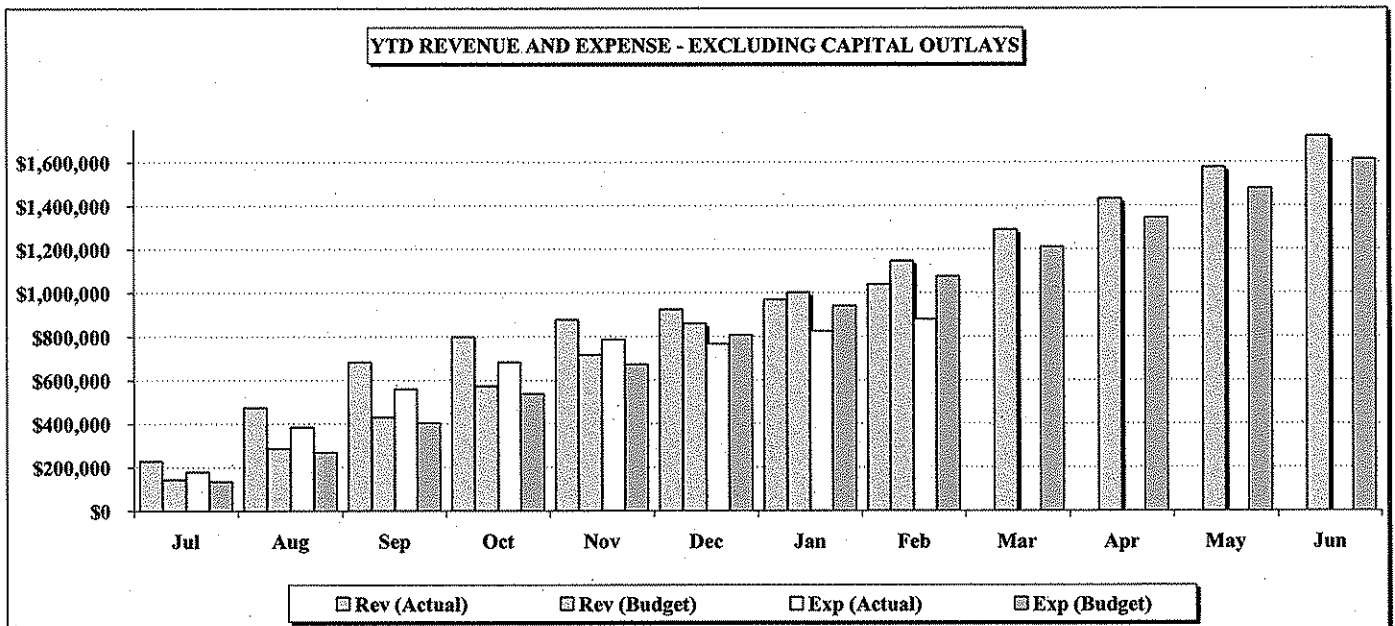
TRIUNFO SANITATION DISTRICT

February 28, 2011

66.7% of year elapsed

REVENUE AND EXPENSE REPORT - RECYCLED WATER

<u>Revenue:</u>	<u>Adjusted Budget</u>	<u>Curent Period</u>	<u>Fiscal Year to Date</u>	<u>Unrealized Revenue</u>	<u>% Realized</u>	
Sanitation Fees	\$ -	\$ -	\$ -	\$ -	-	
Connection Fees Triunfo	-	-	-	-	-	
Recycled Water	1,564,042	57,478	933,936	630,105	59.7%	
Potable Water	-	-	-	-	-	
Water Meter Services	157,159	13,347	106,773	50,386	67.9%	
Interest Income	-	-	-	-	-	
Other Services & Fees	-	-	(25)	25	-	
Total Revenue	\$ 1,721,200	\$ 70,825	\$ 1,040,684	\$ 680,516	60.5%	
<u>Expenses:</u>	<u>Adjusted Budget</u>	<u>Curent Period</u>	<u>Fiscal Year to Date</u>	<u>Encumbrances</u>	<u>Available Budget</u>	<u>% Committed</u>
Wastewater Treatment	\$ -	\$ -	\$ -	\$ -	\$ -	-
Potable Water Purch.	-	-	-	-	-	-
Recycled Water Purch.	1,357,587	40,163	743,198	-	614,389	54.7%
VRSD (Administration)	-	-	-	-	-	-
VRSD (Operations)	106,907	2,228	35,549	-	71,358	33.3%
Professional Services	-	-	-	-	-	-
Depreciation/Amortization	96,000	7,375	64,003	-	31,997	66.7%
Overhead cost allocation	54,354	4,530	36,236	-	18,118	66.7%
Joint Venture spending	-	-	-	-	-	-
Tillman plant	-	-	-	-	-	-
Debt service	-	-	-	-	-	-
Ins., permits & lic.	-	-	-	-	-	-
Board member fees	-	-	-	-	-	-
General & Administrative	500	-	977	-	(477)	195.5%
Outside Contractor Services	-	-	-	-	-	-
Total Expenses	\$ 1,615,348	\$ 54,295	\$ 879,965	\$ -	\$ 735,384	54.5%
Net Income/(Loss) before Capital O	\$ 105,852	\$ 16,530	\$ 160,720	\$ -	\$ (54,868)	151.8%
Capital Outlays	(386,610)	-	-	-	(386,610)	0.0%
Increase/(Decrease) to Reserves	\$ (280,758)	\$ 16,530	\$ 160,720	\$ -	\$ (441,478)	-57.2%



22-6