

# TRIUNFO SANITATION DISTRICT

March 31, 2011

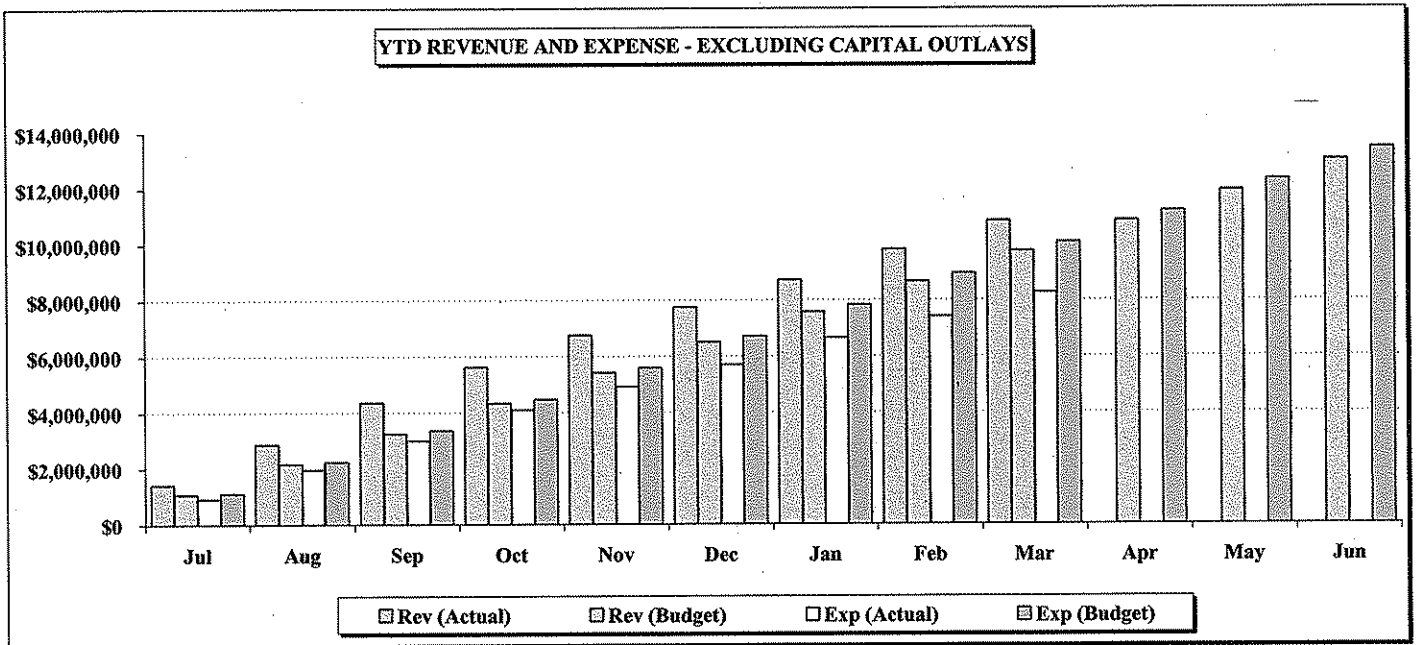
75.0% of year elapsed

## REVENUE AND EXPENSE REPORT

<u>Revenue:</u>	<u>Adjusted Budget</u>	<u>Curent Period</u>	<u>Fiscal Year to Date</u>	<u>Unrealized Revenue</u>	<u>% Realized</u>
Sanitation Fees	\$ 6,368,456	\$ 642,518	\$ 5,953,409	\$ 415,047	93.5%
Connection Fees Triunfo	61,000	22,297	25,072	35,928	41.1%
Recycled Water	1,564,042	22,152	956,088	607,953	61.1%
Potable Water	3,407,259	192,632	2,730,083	677,176	80.1%
Water Meter Services	1,217,266	101,588	913,707	303,559	75.1%
Interest Income	150,000	9,868	67,111	82,889	44.7%
Other Services & Fees	248,960	22,789	193,709	55,251	77.8%
<b>Total Revenue</b>	<b>\$ 13,016,982</b>	<b>\$ 1,013,845</b>	<b>\$ 10,839,180</b>	<b>\$ 2,177,803</b>	<b>83.3%</b>

<u>Expenses:</u>	<u>Adjusted Budget</u>	<u>Curent Period</u>	<u>Fiscal Year to Date</u>	<u>Encumbrances</u>	<u>Available Budget</u>	<u>% Committed</u>
Wastewater Treatment	\$ 4,437,416	\$ 319,607	\$ 2,729,726	\$ -	1,707,690	61.5%
Potable Water Purch.	3,082,654	171,647	2,031,034	-	1,051,620	65.9%
Recycled Water Purch.	1,357,587	21,930	765,129	-	592,458	56.4%
VRSD (Administration)	307,778	29,181	193,606	-	114,172	62.9%
VRSD (Operations)	2,510,178	170,518	1,450,183	-	1,059,995	57.8%
Professional Services	130,100	25,958	56,555	-	73,545	43.5%
Depreciation/Amortization	880,656	76,034	672,033	-	208,623	76.3%
Overhead cost allocation	-	(0)	-	-	-	-
Joint Venture spending	-	-	-	-	-	-
Tillman plant	-	-	-	-	-	-
Debt service	299,304	1,566	42,257	-	257,047	14.1%
Ins., permits & lic.	60,200	7,029	46,047	-	14,153	76.5%
Board member fees	57,690	5,657	38,221	-	19,469	66.3%
General & Administrative	317,080	27,556	100,426	-	216,654	31.7%
Outside Contractor Services	-	-	-	-	-	-
<b>Total Expenses</b>	<b>\$ 13,440,643</b>	<b>\$ 856,683</b>	<b>\$ 8,125,215</b>	<b>\$ -</b>	<b>\$ 5,315,428</b>	<b>60.5%</b>
<b>Net Income/(Loss) before Capital O</b>	<b>\$ (423,661)</b>	<b>\$ 157,162</b>	<b>\$ 2,713,964</b>	<b>\$ -</b>	<b>\$ (3,137,625)</b>	<b>-640.6%</b>
<b>Capital Outlays</b>	<b>(9,651,351)</b>	<b>(83,265)</b>	<b>(266,715)</b>	<b>(0)</b>	<b>(9,384,636)</b>	<b>2.8%</b>
<b>Increase/(Decrease) to Reserves</b>	<b>\$ (10,075,012)</b>	<b>\$ 73,898</b>	<b>\$ 2,447,250</b>	<b>\$ (0)</b>	<b>\$ (12,522,261)</b>	<b>-24.3%</b>



*Item 22-1*

# TRIUNFO SANITATION DISTRICT

March 31, 2011

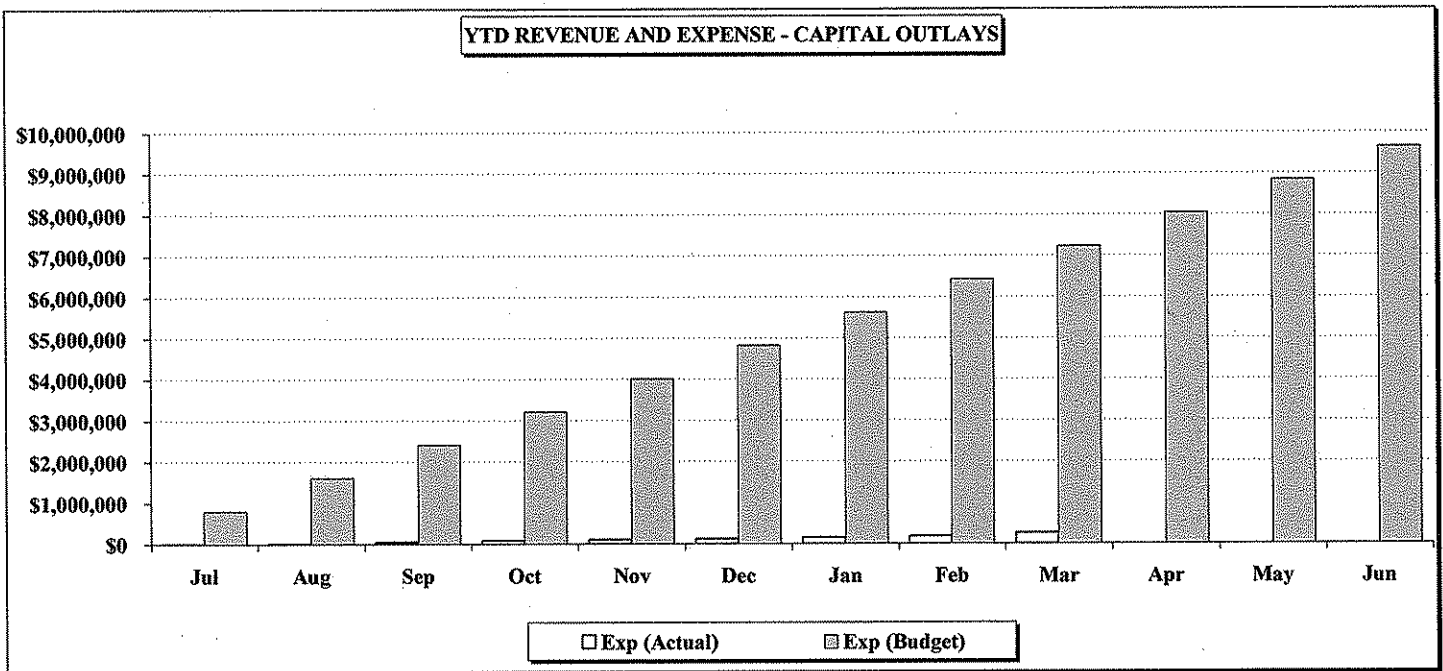
75.0% of year elapsed

## REVENUE AND EXPENSE REPORT - CAPITAL OUTLAYS

<u>Revenue:</u>	<u>Adjusted Budget</u>	<u>Curent Period</u>	<u>Fiscal Year to Date</u>		<u>Unrealized Revenue</u>	<u>% Realized</u>
Sanitation Fees	\$ -	\$ -	\$ -		\$ -	-
Connection Fees Triunfo	-	-	-		-	-
Recycled Water	-	-	-		-	-
Potable Water	-	-	-		-	-
Water Meter Services	-	-	-		-	-
Interest Income	-	-	-		-	-
Other Services & Fees	-	-	-		-	-
<b>Total Revenue</b>	<b>\$ -</b>	<b>\$ -</b>	<b>\$ -</b>		<b>\$ -</b>	<b>-</b>

<u>Expenses:</u>	<u>Adjusted Budget</u>	<u>Curent Period</u>	<u>Fiscal Year to Date</u>	<u>Encumbrances</u>	<u>Available Budget</u>	<u>% Committed</u>
Wastewater Treatment	\$ -	\$ -	\$ -	\$ -	\$ -	-
Potable Water Purch.	-	-	-	-	-	-
Recycled Water Purch.	-	-	-	-	-	-
VRSD (Administration)	-	-	-	-	-	-
VRSD (Operations)	331,652	14,167	66,303	0	265,348	20.0%
Professional Services	7,773,085	62,168	157,967	0	7,615,118	2.0%
Depreciation/Amortization	-	-	-	-	-	-
Overhead cost allocation	-	-	-	-	-	-
Joint Venture spending	-	-	-	-	-	-
Tillman plant	-	-	-	-	-	-
Debt service	-	-	-	-	-	-
Ins., permits & lic.	-	-	-	-	-	-
Board member fees	-	-	-	-	-	-
General & Administrative	-	-	2,014	-	(2,014)	-
Outside Contractor Services	1,546,614	6,930	40,430	0	1,506,184	2.6%
<b>Total Expenses</b>	<b>\$ 9,651,351</b>	<b>\$ 83,265</b>	<b>\$ 266,715</b>	<b>\$ 0</b>	<b>\$ 9,384,636</b>	<b>2.8%</b>
<b>Increase/(Decrease) to Reserves</b>	<b>\$ (9,651,351)</b>	<b>\$ (83,265)</b>	<b>\$ (266,715)</b>	<b>\$ (0)</b>	<b>\$ (9,384,636)</b>	<b>2.8%</b>



22-2

**TRIUNFO SANITATION DISTRICT**

March 31, 2011

75.0% of year elapsed

**REVENUE AND EXPENSE REPORT - CENTRAL ADMINISTRATION**

<u>Revenue:</u>	<u>Adjusted Budget</u>	<u>Curent Period</u>	<u>Fiscal Year to Date</u>		<u>Unrealized Revenue</u>	<u>% Realized</u>
Sanitation Fees	\$ -	\$ -	\$ -		\$ -	-
Connection Fees Triunfo	-	-	-		-	-
Recycled Water	-	-	-		-	-
Potable Water	-	-	-		-	-
Water Meter Services	-	-	-		-	-
Interest Income	-	1	192		(192)	-
Other Services & Fees	-	-	900		(900)	-
<b>Total Revenue</b>	<b>\$ -</b>	<b>\$ 1</b>	<b>\$ 1,091</b>		<b>\$ (1,091)</b>	<b>-</b>
<u>Expenses:</u>	<u>Adjusted Budget</u>	<u>Curent Period</u>	<u>Fiscal Year to Date</u>	<u>Encumbrances</u>	<u>Available Budget</u>	<u>% Committed</u>
Wastewater Treatment	\$ -	\$ -	\$ -	\$ -	\$ -	-
Potable Water Purch.	-	-	-	-	-	-
Recycled Water Purch.	-	-	-	-	-	-
VRSD (Administration)	307,778	29,181	193,606	-	114,172	62.9%
VRSD (Operations)	-	-	-	-	-	-
Professional Services	108,500	3,015	21,135	-	87,365	19.5%
Depreciation/Amortization	-	-	-	-	-	-
Overhead cost allocation	(545,043)	(45,420)	(408,782)	-	(136,261)	75.0%
Joint Venture spending	-	-	-	-	-	-
Tillman plant	-	-	-	-	-	-
Debt service	-	-	-	-	-	-
Ins., permits & lic.	-	-	728	-	(728)	-
Board member fees	54,420	5,657	38,221	-	16,199	70.2%
General & Administrative	74,345	4,900	6,307	-	68,038	8.5%
Outside Contractor Services	-	-	-	-	-	-
<b>Total Expenses</b>	<b>\$ -</b>	<b>\$ (2,668)</b>	<b>\$ (148,786)</b>	<b>\$ -</b>	<b>\$ 148,786</b>	<b>-</b>
<b>Net Income/(Loss) before Capital O</b>	<b>\$ -</b>	<b>\$ 2,669</b>	<b>\$ 149,877</b>	<b>\$ -</b>	<b>\$ (149,877)</b>	<b>-</b>
<b>Capital Outlays</b>	<b>-</b>	<b>-</b>	<b>-</b>	<b>-</b>	<b>-</b>	<b>-</b>
<b>Increase/(Decrease) to Reserves</b>	<b>\$ -</b>	<b>\$ 2,669</b>	<b>\$ 149,877</b>	<b>\$ -</b>	<b>\$ (149,877)</b>	<b>-</b>

22-3

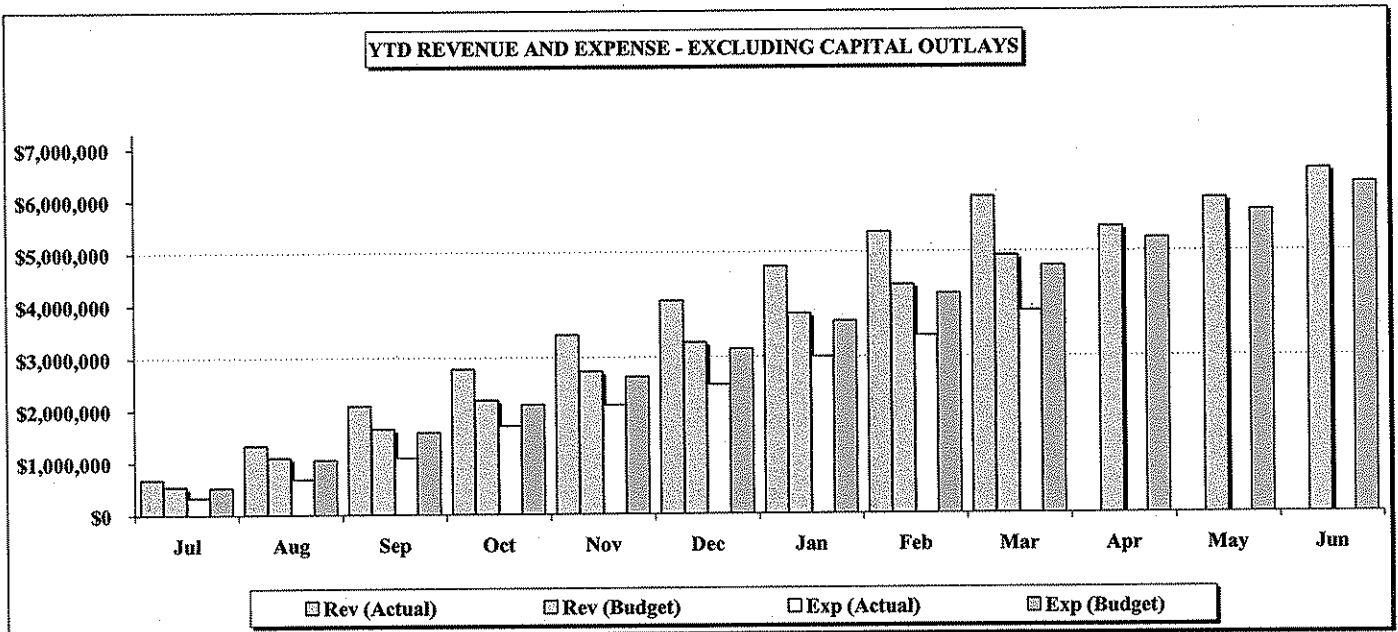
# TRIUNFO SANITATION DISTRICT

March 31, 2011

75.0% of year elapsed

## REVENUE AND EXPENSE REPORT - WASTEWATER

<b>Revenue:</b>	<b>Adjusted Budget</b>	<b>Curent Period</b>	<b>Fiscal Year to Date</b>	<b>Unrealized Revenue</b>	<b>% Realized</b>	
Sanitation Fees	\$ 6,368,456	\$ 642,518	\$ 5,953,409	\$ 415,047	93.5%	
Connection Fees Triunfo	61,000	22,297	25,072	35,928	41.1%	
Recycled Water	-	-	-	-	-	
Potable Water	-	-	-	-	-	
Water Meter Services	-	-	-	-	-	
Interest Income	120,000	9,867	66,919	53,081	55.8%	
Other Services & Fees	18,700	-	11,898	6,802	63.6%	
<b>Total Revenue</b>	<b>\$ 6,568,156</b>	<b>\$ 674,682</b>	<b>\$ 6,057,298</b>	<b>\$ 510,858</b>	<b>92.2%</b>	
<b>Expenses:</b>	<b>Adjusted Budget</b>	<b>Curent Period</b>	<b>Fiscal Year to Date</b>	<b>Encumbrances</b>	<b>Available Budget</b>	<b>% Committed</b>
Wastewater Treatment	\$ 4,437,416	\$ 319,607	\$ 2,729,726	\$ -	\$ 1,707,690	61.5%
Potable Water Purch.	-	-	-	-	-	-
Recycled Water Purch.	-	-	-	-	-	-
VRSD (Administration)	-	-	-	-	-	-
VRSD (Operations)	972,249	63,474	516,236	-	456,013	53.1%
Professional Services	-	9,383	29,828	-	(29,828)	-
Depreciation/Amortization	326,736	28,455	251,492	-	75,244	77.0%
Overhead cost allocation	300,449	25,037	225,337	-	75,112	75.0%
Joint Venture spending	-	-	-	-	-	-
Tillman plant	-	-	-	-	-	-
Debt service	6,600	-	-	-	6,600	0.0%
Ins., permits & lic.	60,200	7,029	39,190	-	21,010	65.1%
Board member fees	3,270	-	-	-	3,270	0.0%
General & Administrative	202,795	21,387	82,300	-	120,495	40.6%
Outside Contractor Services	-	-	-	-	-	-
<b>Total Expenses</b>	<b>\$ 6,309,715</b>	<b>\$ 474,372</b>	<b>\$ 3,874,109</b>	<b>\$ -</b>	<b>\$ 2,435,606</b>	<b>61.4%</b>
<b>Net Income/(Loss) before Capital O</b>	<b>\$ 258,441</b>	<b>\$ 200,310</b>	<b>\$ 2,183,189</b>	<b>\$ -</b>	<b>\$ (1,924,748)</b>	<b>844.8%</b>
<b>Capital Outlays</b>	<b>(1,160,004)</b>	<b>-</b>	<b>(5,022)</b>	<b>-</b>	<b>(1,154,982)</b>	<b>0.4%</b>
<b>Increase/(Decrease) to Reserves</b>	<b>\$ (901,563)</b>	<b>\$ 200,310</b>	<b>\$ 2,178,167</b>	<b>\$ -</b>	<b>\$ (3,079,730)</b>	<b>-241.6%</b>



22-4

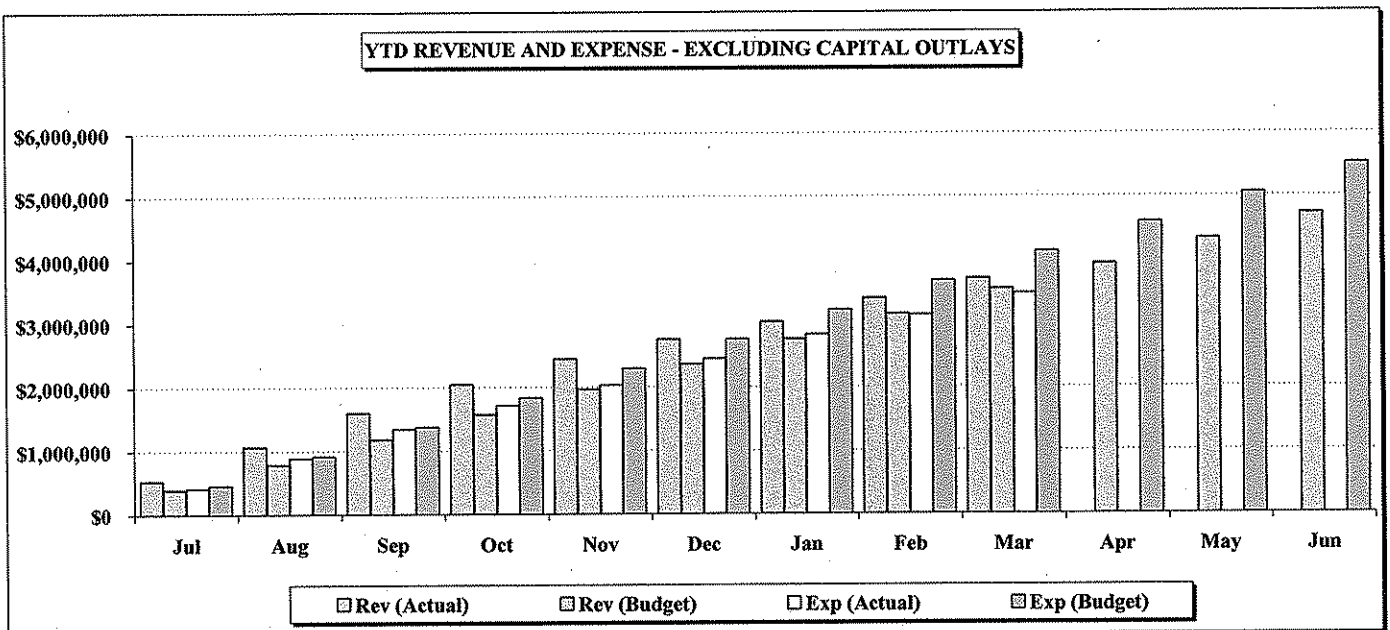
# TRIUNFO SANITATION DISTRICT

March 31, 2011

75.0% of year elapsed

## REVENUE AND EXPENSE REPORT - POTABLE WATER

<u>Revenue:</u>	<u>Adjusted Budget</u>	<u>Curent Period</u>	<u>Fiscal Year to Date</u>	<u>Unrealized Revenue</u>	<u>% Realized</u>	
Sanitation Fees	\$ -	\$ -	\$ -	\$ -	-	
Connection Fees Triunfo	-	-	-	-	-	
Recycled Water	-	-	-	-	-	
Potable Water	3,407,259	192,632	2,730,083	677,176	80.1%	
Water Meter Services	1,060,107	88,241	793,587	266,520	74.9%	
Interest Income	30,000	-	-	30,000	0.0%	
Other Services & Fees	230,260	22,764	180,912	49,348	78.6%	
<b>Total Revenue</b>	<b>\$ 4,727,626</b>	<b>\$ 303,638</b>	<b>\$ 3,704,582</b>	<b>\$ 1,023,044</b>	<b>78.4%</b>	
<u>Expenses:</u>	<u>Adjusted Budget</u>	<u>Curent Period</u>	<u>Fiscal Year to Date</u>	<u>Encumbrances</u>	<u>Available Budget</u>	<u>% Committed</u>
Wastewater Treatment	\$ -	\$ -	\$ -	\$ -	\$ -	-
Potable Water Purch.	3,082,654	171,647	2,031,034	-	1,051,620	65.9%
Recycled Water Purch.	-	-	-	-	-	-
VRSD (Administration)	-	-	-	-	-	-
VRSD (Operations)	1,431,022	98,094	889,448	-	541,574	62.2%
Professional Services	21,600	11,832	3,864	-	17,736	17.9%
Depreciation/Amortization	457,920	39,414	348,372	-	109,548	76.1%
Overhead cost allocation	190,240	15,853	142,680	-	47,560	75.0%
Joint Venture spending	-	-	-	-	-	-
Tillman plant	-	-	-	-	-	-
Debt service	292,704	1,566	42,257	-	250,447	14.4%
Ins., permits & lic.	-	-	6,129	-	(6,129)	-
Board member fees	-	-	-	-	-	-
General & Administrative	39,440	1,269	10,841	-	28,599	27.5%
Outside Contractor Services	-	-	-	-	-	-
<b>Total Expenses</b>	<b>\$ 5,515,580</b>	<b>\$ 339,676</b>	<b>\$ 3,474,625</b>	<b>\$ -</b>	<b>\$ 2,040,955</b>	<b>63.0%</b>
<b>Net Income/(Loss) before Capital O</b>	<b>\$ (787,954)</b>	<b>\$ (36,038)</b>	<b>\$ 229,957</b>	<b>\$ -</b>	<b>\$ (1,017,911)</b>	<b>-29.2%</b>
<b>Capital Outlays</b>	<b>(8,104,737)</b>	<b>(83,265)</b>	<b>(261,693)</b>	<b>-</b>	<b>(7,843,044)</b>	<b>3.2%</b>
<b>Increase/(Decrease) to Reserves</b>	<b>\$ (8,892,691)</b>	<b>\$ (119,303)</b>	<b>\$ (31,736)</b>	<b>\$ -</b>	<b>\$ (8,860,955)</b>	<b>0.4%</b>



22-5

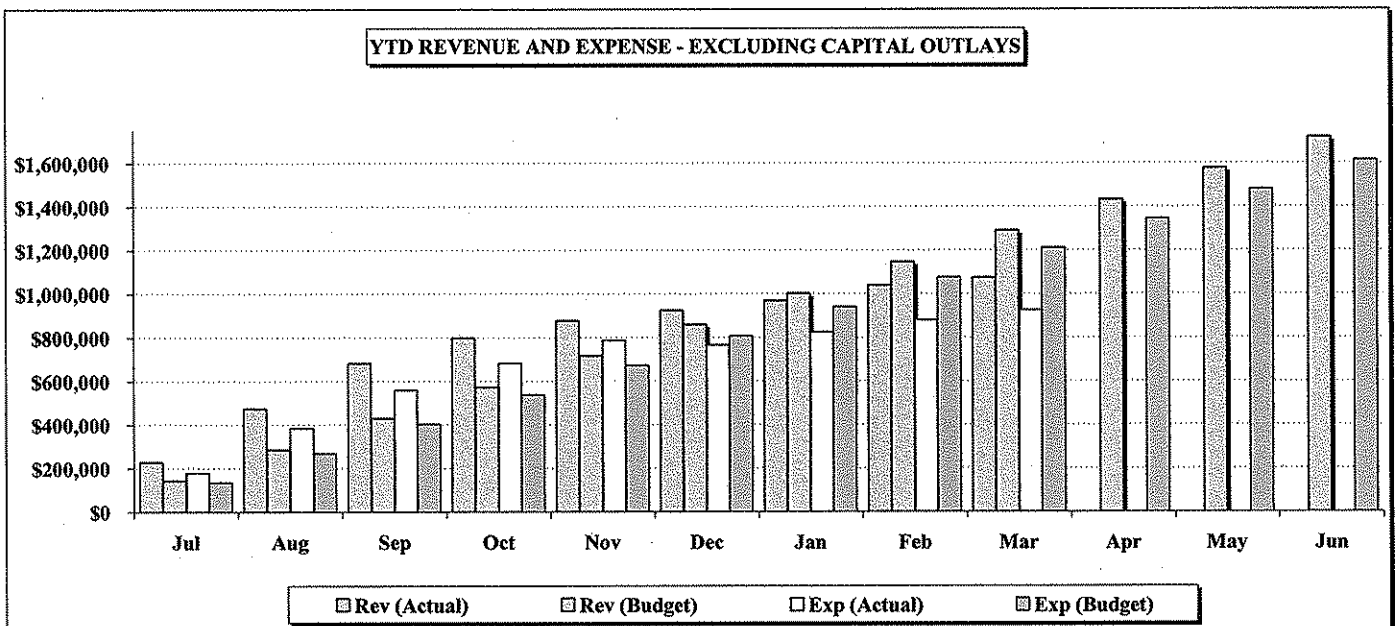
# TRIUNFO SANITATION DISTRICT

March 31, 2011

75.0% of year elapsed

## REVENUE AND EXPENSE REPORT - RECYCLED WATER

<u>Revenue:</u>	<u>Adjusted Budget</u>	<u>Curent Period</u>	<u>Fiscal Year to Date</u>	<u>Unrealized Revenue</u>	<u>% Realized</u>	
Sanitation Fees	\$ -	\$ -	\$ -	\$ -	-	
Connection Fees Triunfo	-	-	-	-	-	
Recycled Water	1,564,042	22,152	956,088	607,953	61.1%	
Potable Water	-	-	-	-	-	
Water Meter Services	157,159	13,347	120,120	37,039	76.4%	
Interest Income	-	-	-	-	-	
Other Services & Fees	-	25	-	-	-	
<b>Total Revenue</b>	<b>\$ 1,721,200</b>	<b>\$ 35,524</b>	<b>\$ 1,076,208</b>	<b>\$ 644,992</b>	<b>62.5%</b>	
<u>Expenses:</u>	<u>Adjusted Budget</u>	<u>Curent Period</u>	<u>Fiscal Year to Date</u>	<u>Encumbrances</u>	<u>Available Budget</u>	<u>% Committed</u>
Wastewater Treatment	\$ -	\$ -	\$ -	\$ -	\$ -	-
Potable Water Purch.	-	-	-	-	-	-
Recycled Water Purch.	1,357,587	21,930	765,129	-	592,458	56.4%
VRSD (Administration)	-	-	-	-	-	-
VRSD (Operations)	106,907	8,950	44,499	-	62,408	41.6%
Professional Services	-	1,728	1,728	-	(1,728)	-
Depreciation/Amortization	96,000	8,165	72,169	-	23,832	75.2%
Overhead cost allocation	54,354	4,530	40,766	-	13,589	75.0%
Joint Venture spending	-	-	-	-	-	-
Tillman plant	-	-	-	-	-	-
Debt service	-	-	-	-	-	-
Ins., permits & lic.	-	-	-	-	-	-
Board member fees	-	-	-	-	-	-
General & Administrative	500	-	977	-	(477)	195.5%
Outside Contractor Services	-	-	-	-	-	-
<b>Total Expenses</b>	<b>\$ 1,615,348</b>	<b>\$ 45,302</b>	<b>\$ 925,267</b>	<b>\$ -</b>	<b>\$ 690,081</b>	<b>57.3%</b>
<b>Net Income/(Loss) before Capital O</b>	<b>\$ 105,852</b>	<b>\$ (9,778)</b>	<b>\$ 150,941</b>	<b>\$ -</b>	<b>\$ (45,089)</b>	<b>142.6%</b>
<b>Capital Outlays</b>	<b>(386,610)</b>	<b>-</b>	<b>-</b>	<b>-</b>	<b>(386,610)</b>	<b>0.0%</b>
<b>Increase/(Decrease) to Reserves</b>	<b>\$ (280,758)</b>	<b>\$ (9,778)</b>	<b>\$ 150,941</b>	<b>\$ -</b>	<b>\$ (431,699)</b>	<b>-53.8%</b>



22-6

**TRIUNFO SANITATION DISTRICT**  
 March 31, 2011  
 75.0% of year elapsed  
**QUARTERLY REVENUE AND EXPENSE GRAPH**

