

# TRIUNFO SANITATION DISTRICT

April 30, 2011

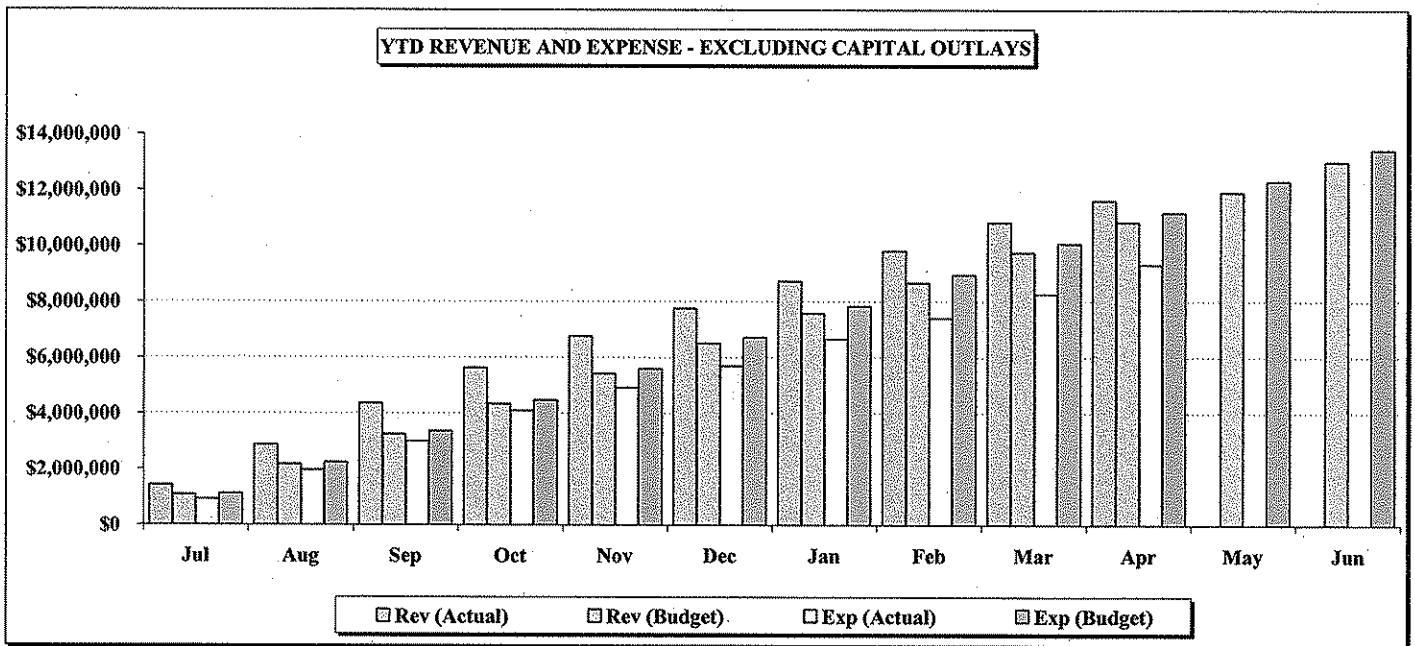
83.3% of year elapsed

## REVENUE AND EXPENSE REPORT

<b>Revenue:</b>	<b>Adjusted Budget</b>	<b>Curent Period</b>	<b>Fiscal Year to Date</b>	<b>Unrealized Revenue</b>	<b>% Realized</b>
Sanitation Fees	\$ 6,368,456	\$ 347,325	\$ 6,300,734	\$ 67,722	98.9%
Connection Fees Triunfo	61,000	10,495	35,567	25,433	58.3%
Recycled Water	1,564,042	92,257	1,048,345	515,696	67.0%
Potable Water	3,407,259	226,844	2,956,927	450,332	86.8%
Water Meter Services	1,217,266	101,436	1,015,143	202,122	83.4%
Interest Income	150,000	9,787	76,898	73,102	51.3%
Other Services & Fees	248,960	8,084	201,793	47,167	81.1%
<b>Total Revenue</b>	<b>\$ 13,016,982</b>	<b>\$ 796,227</b>	<b>\$ 11,635,407</b>	<b>\$ 1,381,575</b>	<b>89.4%</b>

<b>Expenses:</b>	<b>Adjusted Budget</b>	<b>Curent Period</b>	<b>Fiscal Year to Date</b>	<b>Encumbrances</b>	<b>Available Budget</b>	<b>% Committed</b>
Wastewater Treatment	\$ 4,437,416	\$ 416,832	\$ 3,146,558	\$ -	1,290,858	70.9%
Potable Water Purch.	3,082,654	209,904	2,240,938	-	841,716	72.7%
Recycled Water Purch.	1,357,587	84,926	850,055	-	507,532	62.6%
VRSD (Administration)	307,778	20,895	214,501	-	93,277	69.7%
VRSD (Operations)	2,510,178	207,144	1,657,327	-	852,851	66.0%
Professional Services	130,100	-	56,555	-	73,545	43.5%
Depreciation/Amortization	880,656	73,581	745,614	-	135,042	84.7%
Overhead cost allocation	-	(0)	-	-	-	-
Joint Venture spending	-	-	-	-	-	-
Tillman plant	-	-	-	-	-	-
Debt service	299,304	1,774	44,031	-	255,273	14.7%
Ins., permits & lic.	211,170	11,235	114,252	-	96,918	54.1%
Board member fees	57,690	3,759	41,979	-	15,711	72.8%
General & Administrative	166,110	4,997	48,452	-	117,658	29.2%
Outside Contractor Services	-	-	-	-	-	-
<b>Total Expenses</b>	<b>\$ 13,440,643</b>	<b>\$ 1,035,048</b>	<b>\$ 9,160,263</b>	<b>\$ -</b>	<b>\$ 4,280,380</b>	<b>68.2%</b>
<b>Net Income/(Loss) before Capital O</b>	<b>\$ (423,661)</b>	<b>\$ (238,820)</b>	<b>\$ 2,475,144</b>	<b>\$ -</b>	<b>\$ (2,898,805)</b>	<b>-584.2%</b>
<b>Capital Outlays</b>	<b>(9,651,351)</b>	<b>(444,855)</b>	<b>(711,570)</b>	<b>(0)</b>	<b>(8,939,781)</b>	<b>7.4%</b>
<b>Increase/(Decrease) to Reserves</b>	<b>\$ (10,075,012)</b>	<b>\$ (683,675)</b>	<b>\$ 1,763,574</b>	<b>\$ (0)</b>	<b>\$ (11,838,586)</b>	<b>-17.5%</b>



Item 28-1

**TRIUNFO SANITATION DISTRICT**

April 30, 2011

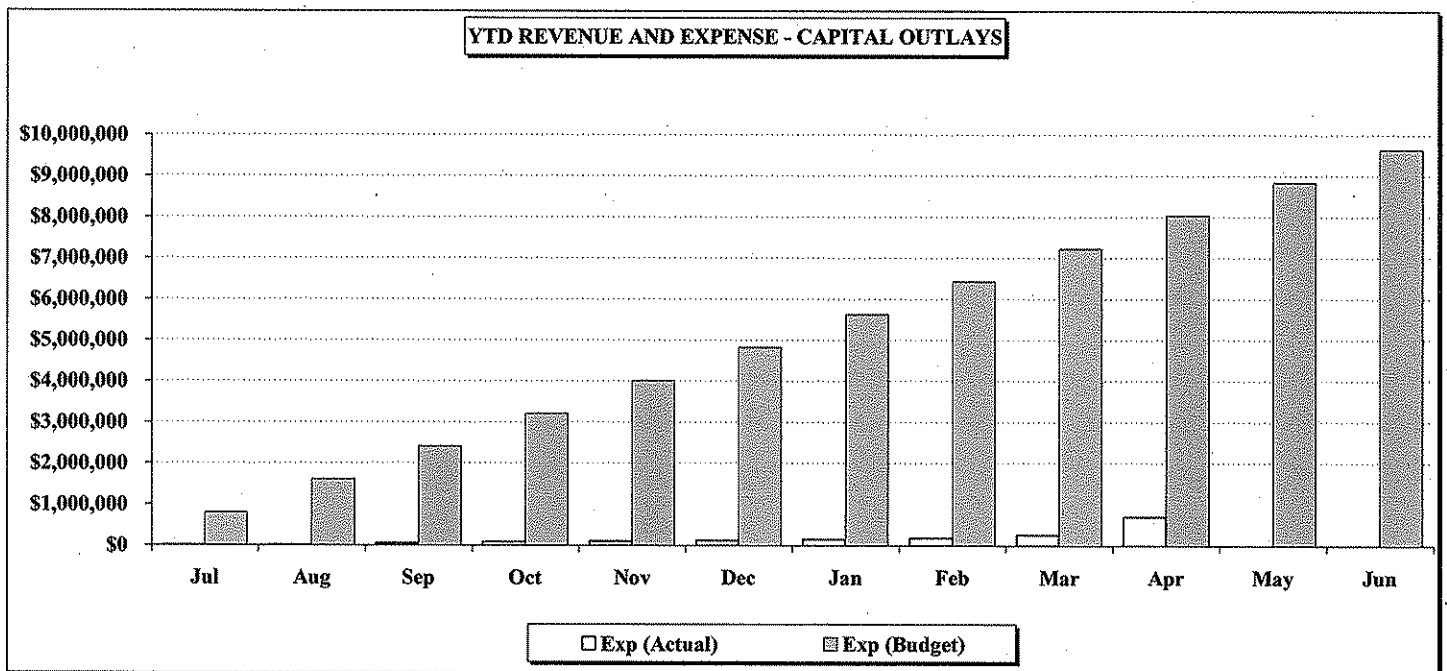
83.3% of year elapsed

**REVENUE AND EXPENSE REPORT - CAPITAL OUTLAYS**

<u>Revenue:</u>	<u>Adjusted Budget</u>	<u>Curent Period</u>	<u>Fiscal Year to Date</u>		<u>Unrealized Revenue</u>	<u>% Realized</u>
Sanitation Fees	\$ -	\$ -	\$ -		\$ -	-
Connection Fees Triunfo	-	-	-		-	-
Recycled Water	-	-	-		-	-
Potable Water	-	-	-		-	-
Water Meter Services	-	-	-		-	-
Interest Income	-	-	-		-	-
Other Services & Fees	-	-	-		-	-
<b>Total Revenue</b>	<b>\$ -</b>	<b>\$ -</b>	<b>\$ -</b>		<b>\$ -</b>	<b>-</b>

<u>Expenses:</u>	<u>Adjusted Budget</u>	<u>Curent Period</u>	<u>Fiscal Year to Date</u>	<u>Encumbrances</u>	<u>Available Budget</u>	<u>% Committed</u>
Wastewater Treatment	\$ -	\$ -	\$ -	\$ -	\$ -	-
Potable Water Purch.	-	-	-	-	-	-
Recycled Water Purch.	-	-	-	-	-	-
VRSD (Administration)	-	-	-	-	-	-
VRSD (Operations)	331,652	10,475	76,778	0	254,873	23.2%
Professional Services	7,773,085	-	157,967	0	7,615,118	2.0%
Depreciation/Amortization	-	-	-	-	-	-
Overhead cost allocation	-	-	-	-	-	-
Joint Venture spending	-	-	-	-	-	-
Tillman plant	-	-	-	-	-	-
Debt service	-	-	-	-	-	-
Ins., permits & lic.	-	-	-	-	-	-
Board member fees	-	-	-	-	-	-
General & Administrative	-	2,500	4,514	-	(4,514)	-
Outside Contractor Services	1,546,614	431,880	472,310	0	1,074,304	30.5%
<b>Total Expenses</b>	<b>\$ 9,651,351</b>	<b>\$ 444,855</b>	<b>\$ 711,570</b>	<b>\$ 0</b>	<b>\$ 8,939,781</b>	<b>7.4%</b>
<b>Increase/(Decrease) to Reserves</b>	<b>\$ (9,651,351)</b>	<b>\$ (444,855)</b>	<b>\$ (711,570)</b>	<b>\$ (0)</b>	<b>\$ (8,939,781)</b>	<b>7.4%</b>



282

**TRIUNFO SANITATION DISTRICT**

April 30, 2011

83.3% of year elapsed

**REVENUE AND EXPENSE REPORT - CENTRAL ADMINISTRATION**

<b>Revenue:</b>	<b>Adjusted Budget</b>	<b>Curent Period</b>	<b>Fiscal Year to Date</b>		<b>Unrealized Revenue</b>	<b>% Realized</b>
Sanitation Fees	\$ -	\$ -	\$ -		\$ -	-
Connection Fees Triunfo	-	-	-		-	-
Recycled Water	-	-	-		-	-
Potable Water	-	-	-		-	-
Water Meter Services	-	-	-		-	-
Interest Income	-	-	192		(192)	-
Other Services & Fees	-	-	900		(900)	-
<b>Total Revenue</b>	<b>\$ -</b>	<b>\$ -</b>	<b>\$ 1,091</b>		<b>\$ (1,091)</b>	<b>-</b>
<b>Expenses:</b>	<b>Adjusted Budget</b>	<b>Curent Period</b>	<b>Fiscal Year to Date</b>	<b>Encumbrances</b>	<b>Available Budget</b>	<b>% Committed</b>
Wastewater Treatment	\$ -	\$ -	\$ -	\$ -	\$ -	-
Potable Water Purch.	-	-	-	-	-	-
Recycled Water Purch.	-	-	-	-	-	-
VRSD (Administration)	307,778	20,895	214,501	-	93,277	69.7%
VRSD (Operations)	-	-	-	-	-	-
Professional Services	108,500	-	21,135	-	87,365	19.5%
Depreciation/Amortization	-	-	-	-	-	-
Overhead cost allocation	(545,043)	(45,420)	(454,203)	-	(90,841)	83.3%
Joint Venture spending	-	-	-	-	-	-
Tillman plant	-	-	-	-	-	-
Debt service	-	-	-	-	-	-
Ins., permits & lic.	-	210	1,201	-	(1,201)	-
Board member fees	54,420	3,759	41,979	-	12,441	77.1%
General & Administrative	74,345	163	6,206	-	68,139	8.3%
Outside Contractor Services	-	-	-	-	-	-
<b>Total Expenses</b>	<b>\$ -</b>	<b>\$ (20,394)</b>	<b>\$ (169,180)</b>	<b>\$ -</b>	<b>\$ 169,180</b>	<b>-</b>
<b>Net Income/(Loss) before Capital O</b>	<b>\$ -</b>	<b>\$ 20,394</b>	<b>\$ 170,271</b>	<b>\$ -</b>	<b>\$ (170,271)</b>	<b>-</b>
<b>Capital Outlays</b>	<b>-</b>	<b>-</b>	<b>-</b>	<b>-</b>	<b>-</b>	<b>-</b>
<b>Increase/(Decrease) to Reserves</b>	<b>\$ -</b>	<b>\$ 20,394</b>	<b>\$ 170,271</b>	<b>\$ -</b>	<b>\$ (170,271)</b>	<b>-</b>

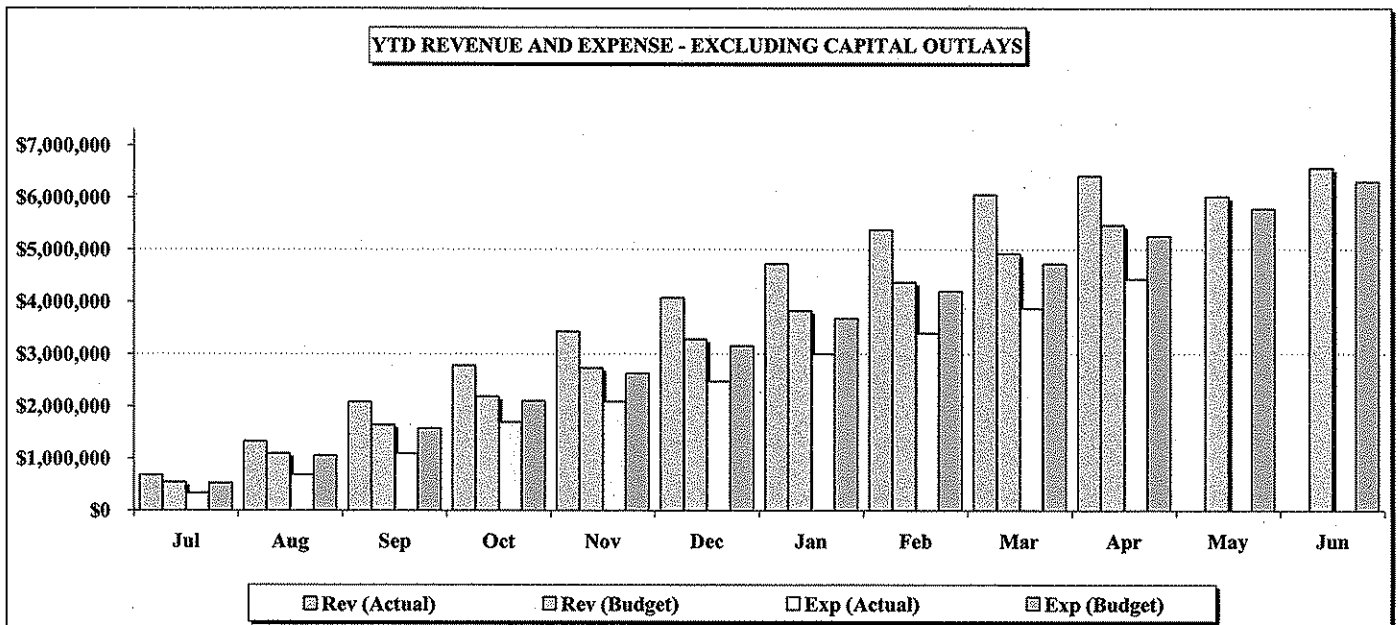
28-3

**TRIUNFO SANITATION DISTRICT**  
**April 30, 2011**  
83.3% of year elapsed  
**REVENUE AND EXPENSE REPORT - WASTEWATER**

<u>Revenue:</u>	<u>Adjusted Budget</u>	<u>Curent Period</u>	<u>Fiscal Year to Date</u>		<u>Unrealized Revenue</u>	<u>% Realized</u>
Sanitation Fees	\$ 6,368,456	\$ 347,325	\$ 6,300,734		\$ 67,722	98.9%
Connection Fees Triunfo	61,000	10,525	35,597		25,403	58.4%
Recycled Water	-	-	-		-	-
Potable Water	-	-	-		-	-
Water Meter Services	-	-	-		-	-
Interest Income	120,000	1,934	68,853		51,147	57.4%
Other Services & Fees	18,700	250	12,148		6,552	65.0%
<b>Total Revenue</b>	<b>\$ 6,568,156</b>	<b>\$ 360,034</b>	<b>\$ 6,417,332</b>		<b>\$ 150,824</b>	<b>97.7%</b>

<u>Expenses:</u>	<u>Adjusted Budget</u>	<u>Curent Period</u>	<u>Fiscal Year to Date</u>	<u>Encumbrances</u>	<u>Available Budget</u>	<u>% Committed</u>
Wastewater Treatment	\$ 4,437,416	\$ 416,832	\$ 3,146,558	\$ -	\$ 1,290,858	70.9%
Potable Water Purch.	-	-	-	-	-	-
Recycled Water Purch.	-	-	-	-	-	-
VRSD (Administration)	-	-	-	-	-	-
VRSD (Operations)	972,249	84,463	600,699	-	371,550	61.8%
Professional Services	-	-	29,828	-	(29,828)	-
Depreciation/Amortization	326,736	27,537	279,029	-	47,707	85.4%
Overhead cost allocation	300,449	25,037	250,374	-	50,075	83.3%
Joint Venture spending	-	-	-	-	-	-
Tillman plant	-	-	-	-	-	-
Debt service	6,600	-	-	-	6,600	0.0%
Ins., permits & lic.	209,170	8,763	104,660	-	104,510	50.0%
Board member fees	3,270	-	-	-	3,270	0.0%
General & Administrative	53,825	3,339	28,933	-	24,892	53.8%
Outside Contractor Services	-	-	-	-	-	-
<b>Total Expenses</b>	<b>\$ 6,309,715</b>	<b>\$ 565,972</b>	<b>\$ 4,440,081</b>	<b>\$ -</b>	<b>\$ 1,869,634</b>	<b>70.4%</b>
<b>Net Income/(Loss) before Capital O</b>	<b>\$ 258,441</b>	<b>\$ (205,938)</b>	<b>\$ 1,977,251</b>	<b>\$ -</b>	<b>\$ (1,718,810)</b>	<b>765.1%</b>
<b>Capital Outlays</b>	<b>(1,160,004)</b>	<b>-</b>	<b>(5,022)</b>	<b>-</b>	<b>(1,154,982)</b>	<b>0.4%</b>
<b>Increase/(Decrease) to Reserves</b>	<b>\$ (901,563)</b>	<b>\$ (205,938)</b>	<b>\$ 1,972,229</b>	<b>\$ -</b>	<b>\$ (2,873,792)</b>	<b>-218.8%</b>



28-4

# TRIUNFO SANITATION DISTRICT

April 30, 2011

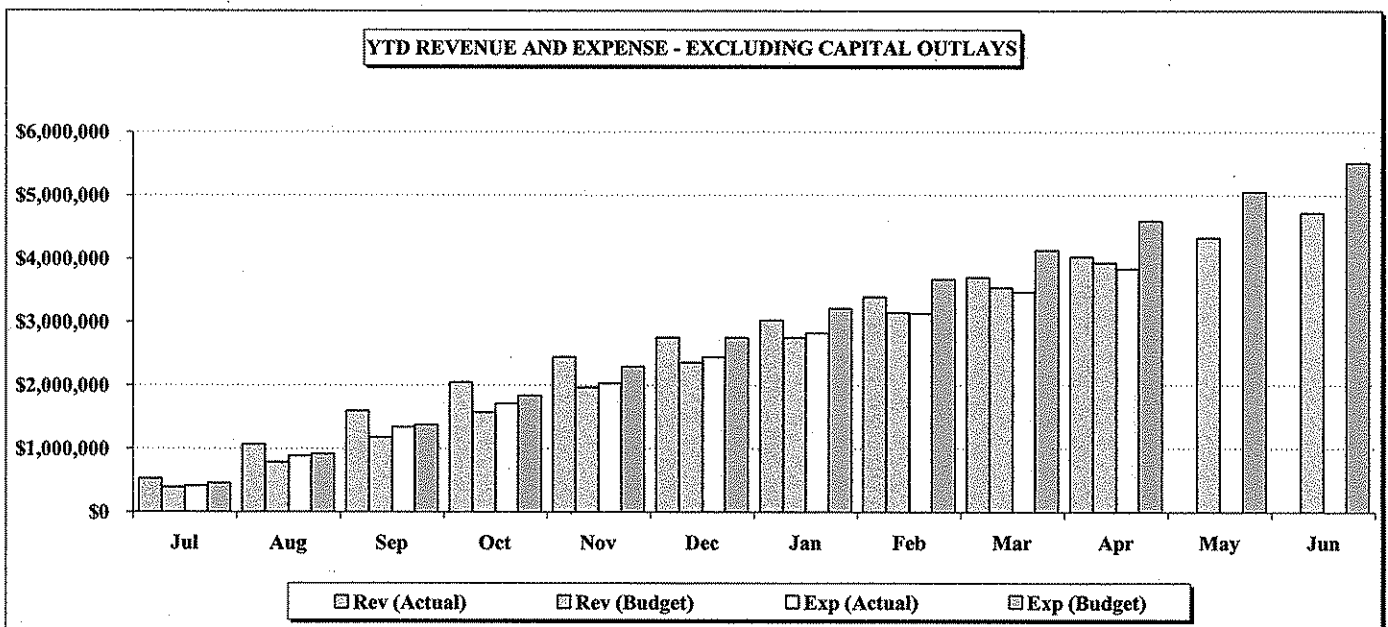
83.3% of year elapsed

## REVENUE AND EXPENSE REPORT - POTABLE WATER

<u>Revenue:</u>	<u>Adjusted Budget</u>	<u>Curent Period</u>	<u>Fiscal Year to Date</u>	<u>Unrealized Revenue</u>	<u>% Realized</u>
Sanitation Fees	\$ -	\$ -	\$ -	\$ -	-
Connection Fees Triunfo	-	(30)	(30)	30	-
Recycled Water	-	-	-	-	-
Potable Water	3,407,259	226,844	2,956,927	450,332	86.8%
Water Meter Services	1,060,107	88,090	881,677	178,430	83.2%
Interest Income	30,000	7,853	7,853	22,147	26.2%
Other Services & Fees	230,260	7,809	188,721	41,539	82.0%
<b>Total Revenue</b>	<b>\$ 4,727,626</b>	<b>\$ 330,565</b>	<b>\$ 4,035,148</b>	<b>\$ 692,478</b>	<b>85.4%</b>

<u>Expenses:</u>	<u>Adjusted Budget</u>	<u>Curent Period</u>	<u>Fiscal Year to Date</u>	<u>Encumbrances</u>	<u>Available Budget</u>	<u>% Committed</u>
Wastewater Treatment	\$ -	\$ -	\$ -	\$ -	\$ -	-
Potable Water Purch.	3,082,654	209,904	2,240,938	-	841,716	72.7%
Recycled Water Purch.	-	-	-	-	-	-
VRSD (Administration)	-	-	-	-	-	-
VRSD (Operations)	1,431,022	101,403	990,851	-	440,171	69.2%
Professional Services	21,600	-	3,864	-	17,736	17.9%
Depreciation/Amortization	457,920	38,143	386,515	-	71,405	84.4%
Overhead cost allocation	190,240	15,853	158,533	-	31,707	83.3%
Joint Venture spending	-	-	-	-	-	-
Tillman plant	-	-	-	-	-	-
Debt service	292,704	1,774	44,031	-	248,673	15.0%
Ins., permits & lic.	2,000	2,262	8,391	-	(6,391)	419.6%
Board member fees	-	-	-	-	-	-
General & Administrative	37,440	1,495	12,336	-	25,104	32.9%
Outside Contractor Services	-	-	-	-	-	-
<b>Total Expenses</b>	<b>\$ 5,515,580</b>	<b>\$ 370,835</b>	<b>\$ 3,845,460</b>	<b>\$ -</b>	<b>\$ 1,670,120</b>	<b>69.7%</b>
<b>Net Income/(Loss) before Capital O</b>	<b>\$ (787,954)</b>	<b>\$ (40,269)</b>	<b>\$ 189,688</b>	<b>\$ -</b>	<b>\$ (977,642)</b>	<b>-24.1%</b>
<b>Capital Outlays</b>	<b>(8,104,737)</b>	<b>(444,855)</b>	<b>(706,548)</b>	<b>-</b>	<b>(7,398,189)</b>	<b>8.7%</b>
<b>Increase/(Decrease) to Reserves</b>	<b>\$ (8,892,691)</b>	<b>\$ (485,124)</b>	<b>\$ (516,860)</b>	<b>\$ -</b>	<b>\$ (8,375,831)</b>	<b>5.8%</b>



28-5

**TRIUNFO SANITATION DISTRICT**

April 30, 2011

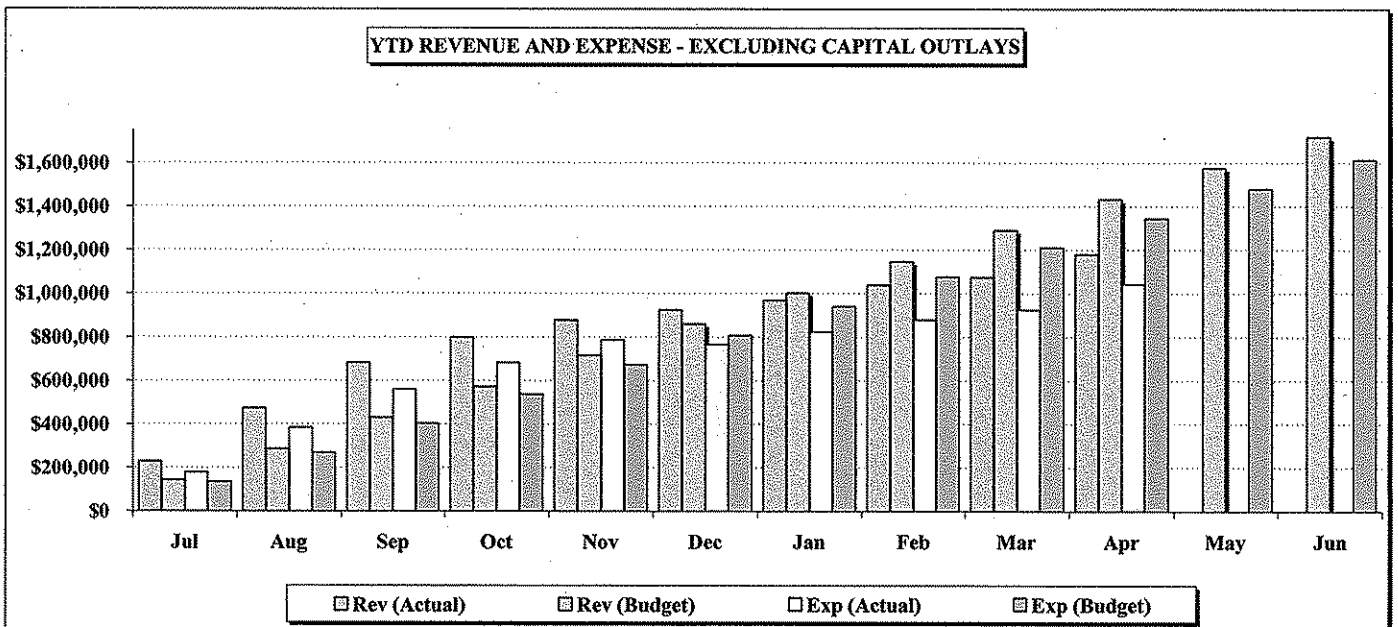
83.3% of year elapsed

**REVENUE AND EXPENSE REPORT - RECYCLED WATER**

<u>Revenue:</u>	<u>Adjusted Budget</u>	<u>Curent Period</u>	<u>Fiscal Year to Date</u>		<u>Unrealized Revenue</u>	<u>% Realized</u>
Sanitation Fees	\$ -	\$ -	\$ -		\$ -	-
Connection Fees Triunfo	-	-	-		-	-
Recycled Water	1,564,042	92,257	1,048,345		515,696	67.0%
Potable Water	-	-	-		-	-
Water Meter Services	157,159	13,347	133,466		23,692	84.9%
Interest Income	-	-	-		-	-
Other Services & Fees	-	25	25		(25)	-
<b>Total Revenue</b>	<b>\$ 1,721,200</b>	<b>\$ 105,628</b>	<b>\$ 1,181,837</b>		<b>\$ 539,364</b>	<b>68.7%</b>

<u>Expenses:</u>	<u>Adjusted Budget</u>	<u>Curent Period</u>	<u>Fiscal Year to Date</u>	<u>Encumbrances</u>	<u>Available Budget</u>	<u>% Committed</u>
Wastewater Treatment	\$ -	\$ -	\$ -	\$ -	\$ -	-
Potable Water Purch.	-	-	-	-	-	-
Recycled Water Purch.	1,357,587	84,926	850,055	-	507,532	62.6%
VRSD (Administration)	-	-	-	-	-	-
VRSD (Operations)	106,907	21,278	65,776	-	41,131	61.5%
Professional Services	-	-	1,728	-	(1,728)	-
Depreciation/Amortization	96,000	7,902	80,070	-	15,930	83.4%
Overhead cost allocation	54,354	4,530	45,295	-	9,059	83.3%
Joint Venture spending	-	-	-	-	-	-
Tillman plant	-	-	-	-	-	-
Debt service	-	-	-	-	-	-
Ins., permits & lic.	-	-	-	-	-	-
Board member fees	-	-	-	-	-	-
General & Administrative	500	-	977	-	(477)	195.5%
Outside Contractor Services	-	-	-	-	-	-
<b>Total Expenses</b>	<b>\$ 1,615,348</b>	<b>\$ 118,635</b>	<b>\$ 1,043,902</b>	<b>\$ -</b>	<b>\$ 571,446</b>	<b>64.6%</b>
<b>Net Income/(Loss) before Capital O</b>	<b>\$ 105,852</b>	<b>\$ (13,007)</b>	<b>\$ 137,934</b>	<b>\$ -</b>	<b>\$ (32,082)</b>	<b>130.3%</b>
<b>Capital Outlays</b>	<b>(386,610)</b>	<b>-</b>	<b>-</b>	<b>-</b>	<b>(386,610)</b>	<b>0.0%</b>
<b>Increase/(Decrease) to Reserves</b>	<b>\$ (280,758)</b>	<b>\$ (13,007)</b>	<b>\$ 137,934</b>	<b>\$ -</b>	<b>\$ (418,692)</b>	<b>-49.1%</b>



286