



TRIUNFO SANITATION DISTRICT

A PUBLIC AGENCY

June 21, 2011

Board of Directors
Triunfo Sanitation District
Ventura County, California

AT&T WIRELESS COMMUNICATION FACILITY MODIFICATION - KILBURN

Summary

At the May 23 2011 Triunfo Sanitation District Board Meeting, the Board requested that a representative from AT&T Wireless come to the next meeting to respond to specific questions to the proposed modification to their antenna facility, including such matters as what options are available for camouflaging the antenna facility at the Kilburn water tank site. AT&T Wireless (AT&T) has a Site License Agreement with Triunfo Sanitation District (Triunfo) for the operation of antenna facilities at the Kilburn water tank site. A copy of the agreement is attached to this report.

AT&T is requesting a letter of authorization from the Triunfo Sanitation District Board to allow AT&T and its agents to begin the permitting and approval process for the proposed modification their antenna facility. The plan includes the installation of a second fifty foot (50') monopole as well as upgrades to its existing antenna. Detailed drawings of the proposed modifications are attached.

Background

Triunfo entered into Contract T-93-14 with Oxnard Cellular Telephone Company (now AT&T) on January 28, 1994. The term of the lease is five (5) years with the tenant having the right to extend the lease for five (5) additional five year terms. The lease is automatically renewed unless the tenant notifies Triunfo of its intention not to renew its lease at least ten (10) days prior to the expiration of the term.

The lease allows the tenant to use site for the transmission and reception of radio communication signals, for the construction, maintenance and operation of a communication facility, including towers, antennas and antenna support structures.

Financial Impact


All activities proposed by the recommended action will be at the expense of AT&T Wireless.

Item 11-1

Recommendation

It is recommended that Board discuss AT&T's proposed modification to its antenna facility at the Kilburn water tank site and direct staff as appropriate.

APPROVED FOR JUNE 27, 2011 AGENDA



Doug Anders – Acting District Manager

Doug Anders

From: Chip Clustka [chip@pdccorp.net]
Sent: Thursday, May 19, 2011 4:30 PM
To: Doug Anders
Cc: Sally Coleman
Subject: RE: ATT project at Kilburn tank Oak park
Importance: High
Attachments: SBOV22 - PhotoSims (Rev 1) 5-12-11.pdf

Doug, please see my response and comments below in the body of your message:

Chip Clustka
PDC Corporation
Site Acquisition Division
765 The City Drive, Suite 470
Orange, CA 92868
Cell: 213-305-1970
chip@pdccorp.net



From: Doug Anders [mailto:DougAnders@VRSD.COM]
Sent: Monday, May 09, 2011 5:24 PM
To: 'Chip Clustka'
Cc: Sally Coleman
Subject: RE: ATT project at Kilburn tank Oak park

Chip,

The Board discussed your request for a facility modification and directed me to relay the comments to you (summarized below). I was directed to put this item back on the agenda for the May 23, 2011 meeting (5:15 PM, Oak Park). The Kilburn site is particularly controversial at this time (due to recent activity there, including increased presence by T-Mobile) and we had a number of the neighbors speak at the meeting in opposition of your proposal.

After looking over the comments below, we can coordinate by either telephone or email to see how you would like to proceed.

Questions/Comments from the TSD Board:

1. Aesthetics: has AT&T developed any kind of view-shed rendering or simulation as to what the proposed facility modification will look like? Photo sims attached. This is the least visually obtrusive design we could design. We have to be above the tank and tree line in order for the site to work at all. AT&T is proposing a slimline raydome similar to what is there to house additional antenna. RF Engineers want a full array which would be 12 antennas on one pole on a tri-arrangement at the top of the pole. This would look large in contrast to what is there now. AT&T, to minimize the visual effect on the horizon, is agreeing to the slim line pole and antennas within a slim raydome. AT&T is compromising its coverage by accepting

5/19/2011

4

this design. AT&T would get maximum coverage on a full array design, which would be much larger. AT&T is doing its best to work with Oak Park, to minimize the effect on the horizon view above the treeline.


2. Why does AT&T need the second antenna? To upgrade its current antenna so it may dramatically improve coverage in the area. Also to keep current with the increasing need and usage of 4G technology, that allows mobile phone users to send and receive data emails and new apps and internet capability on cell phones.
3. How does the proposed T-Mobile/AT&T consolidation affect the need to place an additional antenna at this site?
4. What can AT&T offer in the form of camouflage/hiding of the antenna? I would recommend painting the slimline poles a more camouflaged color.
5. Can a representative be present at the next Triunfo meeting to answer questions and present AT&T's proposal? Cell sites require line of site to work. The antenna would have to be above the tree line to do that. AT&T is doing its best and limited at this site do to the topography. We will work with Mac to the best of our ability. Please let me know if there are any further questions or comments.

As you can see by the scope and nature of the questions being asked, several of the Board members recommended that someone from AT&T be at the next meeting to field the questions. You should note that a number of the neighbors who spoke also cited potential health, quality of life (traffic/noise from AT&T installers), and property value related concerns during the public comment portion of the meeting.

Please call or email and we can discuss further.

- Doug
Doug Anders
Principal Analyst - VRSD
(805) 658-4602

Doug Anders
Principal Analyst - VRSD
(805) 658-4602



EXISTING VIEW


(6) EXISTING 4'-0" AT&T ANTENNAS LOCATED IN EXISTING 36" DIAMETER MONOPOLE TO BE REMOVED

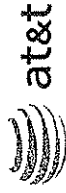
(2) PROPOSED AT&T 4'-0" LTE ANTENNAS PER SECTOR LOCATED WITHIN PROPOSED 36" DIAMETER MONOPOLE ON PROPOSED 50'-0" MONOPOLE

(2) PROPOSED AT&T 4'-0" LTE ANTENNAS PER SECTOR TO BE INSTALLED IN EXISTING RADOME

(12) PROPOSED RRU'S AND (2) PROPOSED SURGE SUPPRESSION UNITS MOUNTED ON EXISTING CMU WALL

PHOTO SIMULATION







(6) EXISTING 4'-0" AT&T ANTENNAS LOCATED IN EXISTING 36" DIAMETER RADDOME ON A 50'-0" MONOPOLE TO BE REMOVED

(2) PROPOSED AT&T 4'-0" LTE ANTENNAS PER SECTOR LOCATED WITHIN PROPOSED 36" DIAMETER RADDOME ON PROPOSED 50'-0" MONOPOLE

PHOTO SIMULATION



EXISTING VIEW

(2) PROPOSED AT&T 4'-0" LTE ANTENNAS PER SECTOR TO BE INSTALLED IN EXISTING RADDOME

(12) PROPOSED RRU'S AND (2) PROPOSED SURGE SUPPRESSION UNITS MOUNTED ON EXISTING CMU WALL



118