

**TRIUNFO SANITATION DISTRICT**

July 31, 2011

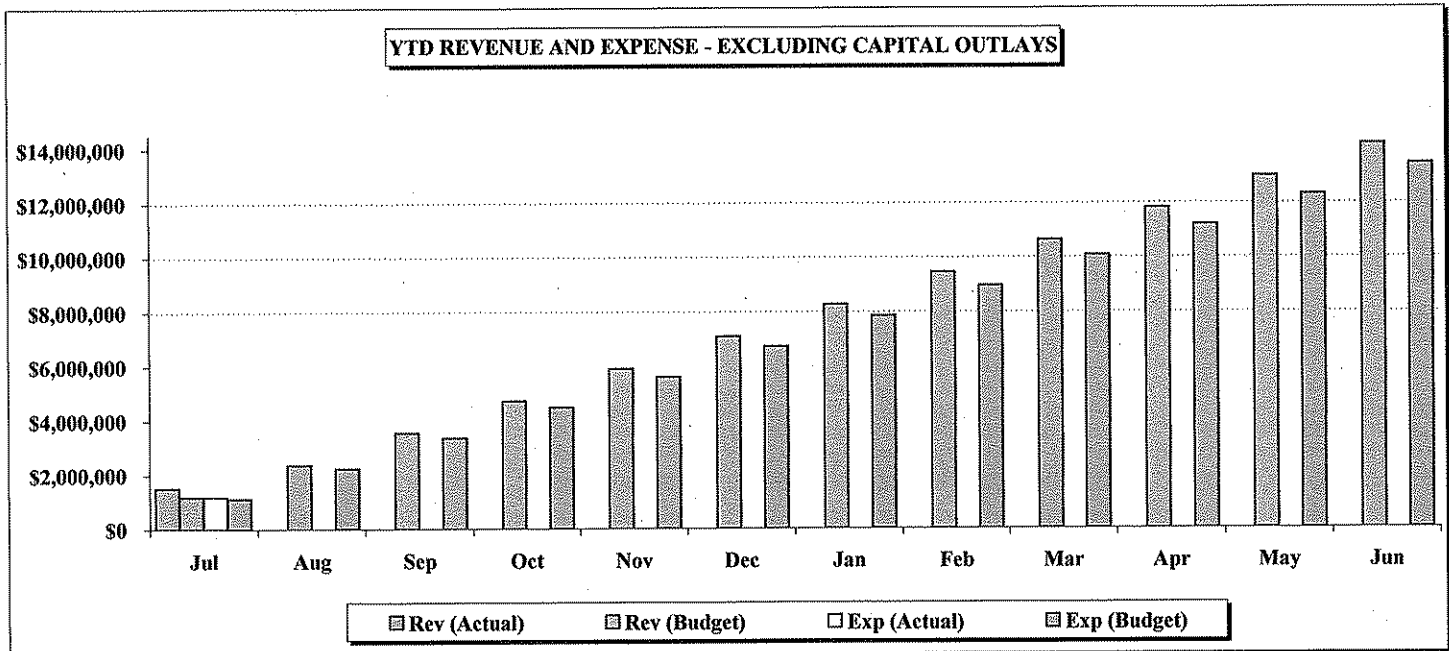
8.3% of year elapsed

**REVENUE AND EXPENSE REPORT - PRELIMINARY**

<u>Revenue:</u>	<u>Adjusted Budget</u>	<u>Curent Period</u>	<u>Fiscal Year to Date</u>	<u>Unrealized Revenue</u>	<u>% Realized</u>
Sanitation Fees	\$ 6,473,376	\$ 645,328	\$ 645,328	\$ 5,828,048	10.0%
Connection Fees Triunfo	54,500	10,525	10,525	43,975	19.3%
Recycled Water	1,967,397	282,327	282,327	1,685,070	14.4%
Potable Water	4,106,483	437,886	437,886	3,668,597	10.7%
Water Meter Services	1,264,900	105,387	105,387	1,159,513	8.3%
Interest Income	97,200	12,196	12,196	85,004	12.5%
Other Services & Fees	207,920	20,287	20,287	187,633	9.8%
<b>Total Revenue</b>	<b>\$ 14,171,776</b>	<b>\$ 1,513,936</b>	<b>\$ 1,513,936</b>	<b>\$ 12,657,840</b>	<b>10.7%</b>

<u>Expenses:</u>	<u>Adjusted Budget</u>	<u>Curent Period</u>	<u>Fiscal Year to Date</u>	<u>Encumbrances</u>	<u>Available Budget</u>	<u>% Committed</u>
Wastewater Treatment	\$ 4,168,233	\$ 347,353	\$ 347,353	\$ -	3,820,880	8.3%
Potable Water Purch.	2,874,051	331,860	331,860	-	2,542,191	11.5%
Recycled Water Purch.	1,553,633	225,088	225,088	-	1,328,544	14.5%
VRSD (Administration)	327,087	21,640	21,640	-	305,447	6.6%
VRSD (Operations)	2,563,966	141,838	141,838	-	2,422,128	5.5%
Professional Services	88,160	-	-	-	88,160	0.0%
Depreciation/Amortization	912,408	75,512	75,512	-	836,896	8.3%
Overhead cost allocation	-	(0)	(0)	-	0	-
Joint Venture spending	-	-	-	-	-	-
Tillman plant	-	-	-	-	-	-
Debt service	343,227	4,479	4,479	-	338,748	1.3%
Ins., permits & lic.	140,070	9,639	9,639	-	130,431	6.9%
Board member fees	57,690	2,816	2,816	-	54,874	4.9%
General & Administrative	406,627	4,377	4,377	-	402,250	1.1%
Outside Contractor Services	-	-	-	-	-	-
<b>Total Expenses</b>	<b>\$ 13,435,152</b>	<b>\$ 1,164,603</b>	<b>\$ 1,164,603</b>	<b>\$ -</b>	<b>\$ 12,270,549</b>	<b>8.7%</b>
<b>Net Income/(Loss) before Capital</b>	<b>\$ 736,624</b>	<b>\$ 349,333</b>	<b>\$ 349,333</b>	<b>\$ -</b>	<b>\$ 387,291</b>	<b>47.4%</b>
<b>Capital Outlays</b>	<b>(7,031,767)</b>	<b>(743)</b>	<b>(743)</b>	<b>(0)</b>	<b>(7,031,024)</b>	<b>0.0%</b>
<b>Increase/(Decrease) to Reserves</b>	<b>\$ (6,295,143)</b>	<b>\$ 348,590</b>	<b>\$ 348,590</b>	<b>\$ (0)</b>	<b>\$ (6,643,733)</b>	<b>-5.5%</b>



Item 16-1

# TRIUNFO SANITATION DISTRICT

July 31, 2011

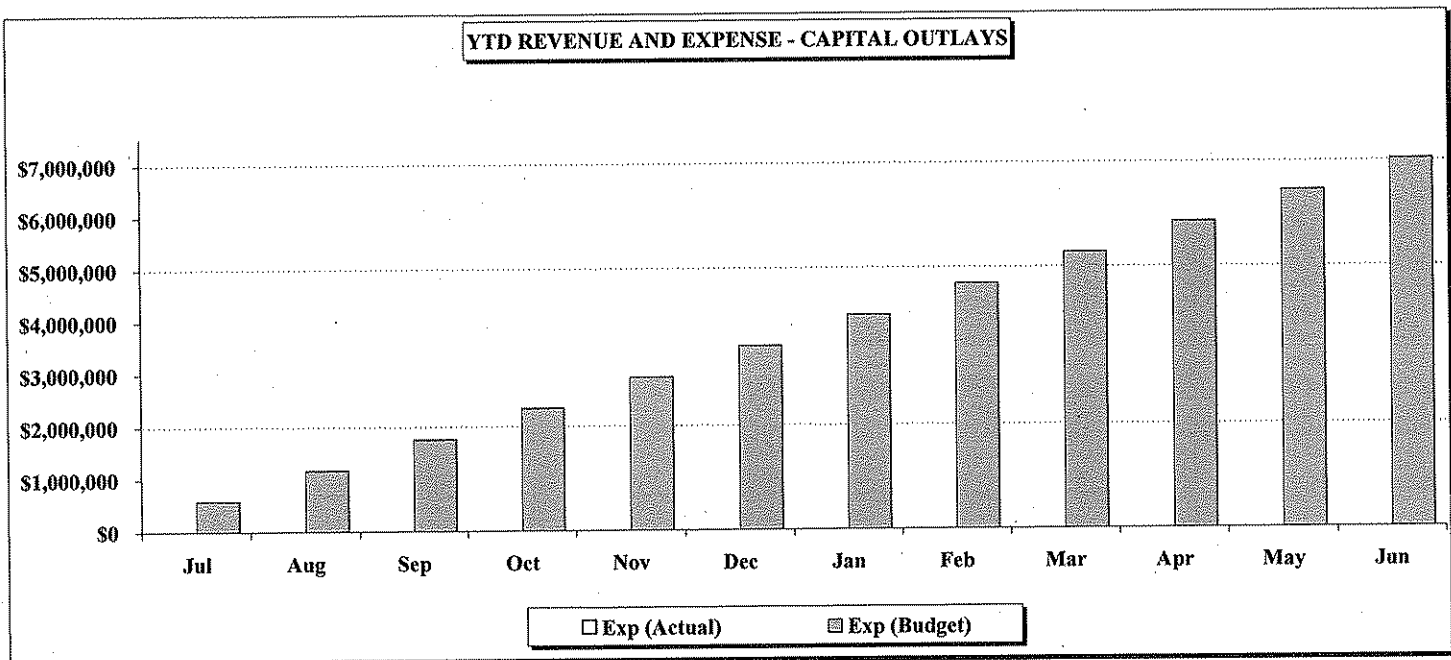
8.3% of year elapsed

## REVENUE AND EXPENSE REPORT - CAPITAL OUTLAYS - PRELIMINARY

<u>Revenue:</u>	<u>Adjusted Budget</u>	<u>Curent Period</u>	<u>Fiscal Year to Date</u>		<u>Unrealized Revenue</u>	<u>% Realized</u>
Sanitation Fees	\$ -	\$ -	\$ -		\$ -	-
Connection Fees Triunfo	-	-	-		-	-
Recycled Water	-	-	-		-	-
Potable Water	-	-	-		-	-
Water Meter Services	-	-	-		-	-
Interest Income	-	-	-		-	-
Other Services & Fees	-	-	-		-	-
<b>Total Revenue</b>	<b>\$ -</b>	<b>\$ -</b>	<b>\$ -</b>		<b>\$ -</b>	<b>-</b>

<u>Expenses:</u>	<u>Adjusted Budget</u>	<u>Curent Period</u>	<u>Fiscal Year to Date</u>	<u>Encumbrances</u>	<u>Available Budget</u>	<u>% Committed</u>
Wastewater Treatment	\$ -	\$ -	\$ -	\$ -	\$ -	-
Potable Water Purch.	-	-	-	-	-	-
Recycled Water Purch.	-	-	-	-	-	-
VRSD (Administration)	-	-	-	-	-	-
VRSD (Operations)	252,048	743	743	0	251,305	0.3%
Professional Services	10,000	-	-	-	10,000	0.0%
Depreciation/Amortization	-	-	-	-	-	-
Overhead cost allocation	-	-	-	-	-	-
Joint Venture spending	-	-	-	-	-	-
Tillman plant	-	-	-	-	-	-
Debt service	-	-	-	-	-	-
Ins., permits & lic.	2,000	-	-	-	2,000	0.0%
Board member fees	-	-	-	-	-	-
General & Administrative	5,649,302	-	-	-	5,649,302	0.0%
Outside Contractor Services	1,118,417	-	-	-	1,118,417	0.0%
<b>Total Expenses</b>	<b>\$ 7,031,767</b>	<b>\$ 743</b>	<b>\$ 743</b>	<b>\$ 0</b>	<b>\$ 7,031,024</b>	<b>0.0%</b>
<b>Increase/(Decrease) to Reserves</b>	<b>\$ (7,031,767)</b>	<b>\$ (743)</b>	<b>\$ (743)</b>	<b>\$ (0)</b>	<b>\$ (7,031,024)</b>	<b>0.0%</b>



14-2

**TRIUNFO SANITATION DISTRICT**

July 31, 2011

8.3% of year elapsed

**REVENUE AND EXPENSE REPORT - CENTRAL ADMINISTRATION - PRELIMINARY**

<b>Revenue:</b>	<b>Adjusted Budget</b>	<b>Curent Period</b>	<b>Fiscal Year to Date</b>		<b>Unrealized Revenue</b>	<b>% Realized</b>
Sanitation Fees	\$ -	\$ -	\$ -		\$ -	-
Connection Fees Triunfo	-	-	-		-	-
Recycled Water	-	-	-		-	-
Potable Water	-	-	-		-	-
Water Meter Services	-	-	-		-	-
Interest Income	-	213	213		(213)	-
Other Services & Fees	-	-	-		-	-
<b>Total Revenue</b>	<b>\$ -</b>	<b>\$ 213</b>	<b>\$ 213</b>		<b>\$ (213)</b>	<b>-</b>
<b>Expenses:</b>	<b>Adjusted Budget</b>	<b>Curent Period</b>	<b>Fiscal Year to Date</b>	<b>Encumbrances</b>	<b>Available Budget</b>	<b>% Committed</b>
Wastewater Treatment	\$ -	\$ -	\$ -	\$ -	\$ -	-
Potable Water Purch.	-	-	-	-	-	-
Recycled Water Purch.	-	-	-	-	-	-
VRSD (Administration)	327,087	21,640	21,640	-	305,447	6.6%
VRSD (Operations)	-	-	-	-	-	-
Professional Services	88,160	-	-	-	88,160	0.0%
Depreciation/Amortization	-	-	-	-	-	-
Overhead cost allocation	(586,054)	(48,838)	(48,838)	-	(537,216)	8.3%
Joint Venture spending	-	-	-	-	-	-
Tillman plant	-	-	-	-	-	-
Debt service	-	-	-	-	-	-
Ins., permits & lic.	-	9,639	9,639	-	(9,639)	-
Board member fees	54,420	2,816	2,816	-	51,604	5.2%
General & Administrative	116,387	-	-	-	116,387	0.0%
Outside Contractor Services	-	-	-	-	-	-
<b>Total Expenses</b>	<b>\$ -</b>	<b>\$ (14,743)</b>	<b>\$ (14,743)</b>	<b>\$ -</b>	<b>\$ 14,743</b>	<b>-</b>
<b>Net Income/(Loss) before Capital</b>	<b>\$ -</b>	<b>\$ 14,956</b>	<b>\$ 14,956</b>	<b>\$ -</b>	<b>\$ (14,956)</b>	<b>-</b>
<b>Capital Outlays</b>	<b>-</b>	<b>-</b>	<b>-</b>	<b>-</b>	<b>-</b>	<b>-</b>
<b>Increase/(Decrease) to Reserves</b>	<b>\$ -</b>	<b>\$ 14,956</b>	<b>\$ 14,956</b>	<b>\$ -</b>	<b>\$ (14,956)</b>	<b>-</b>

## TRIUNFO SANITATION DISTRICT

July 31, 2011

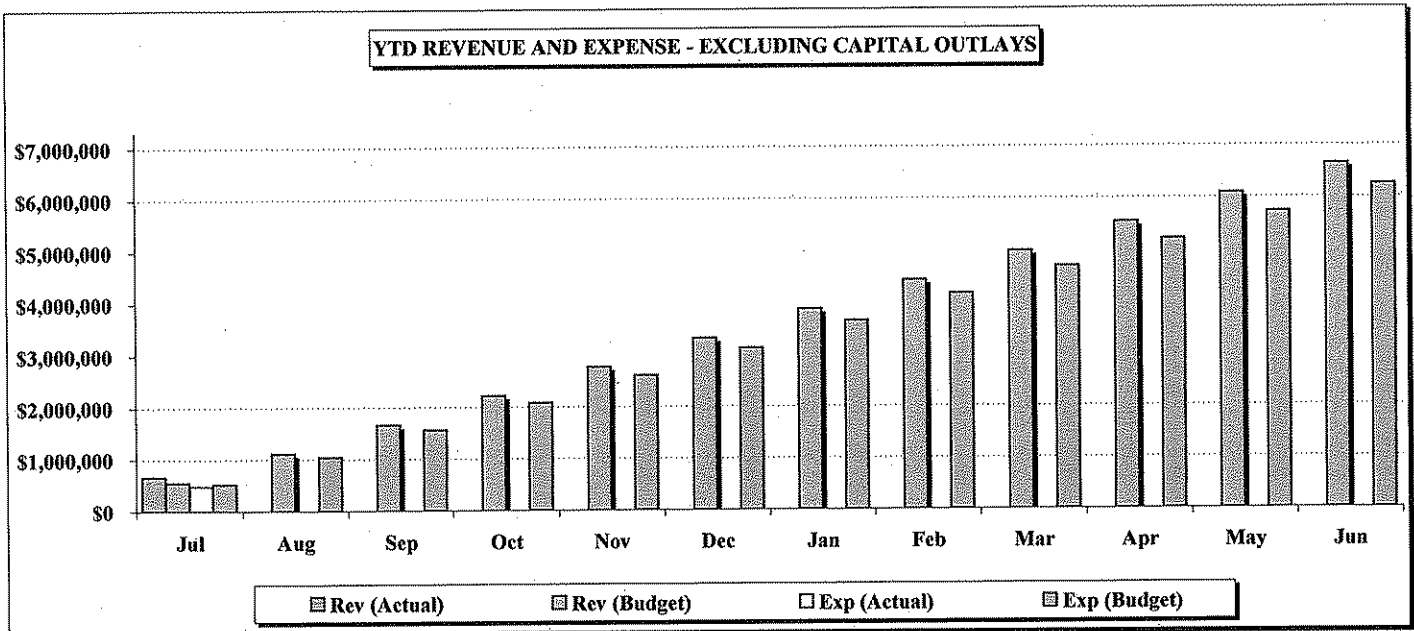
8.3% of year elapsed

### REVENUE AND EXPENSE REPORT - WASTEWATER - PRELIMINARY

<b>Revenue:</b>	<b>Adjusted Budget</b>	<b>Curent Period</b>	<b>Fiscal Year to Date</b>	<b>Unrealized Revenue</b>	<b>% Realized</b>
Sanitation Fees	\$ 6,473,376	\$ 645,328	\$ 645,328	\$ 5,828,048	10.0%
Connection Fees Triunfo	54,500	10,525	10,525	43,975	19.3%
Recycled Water	-	-	-	-	-
Potable Water	-	-	-	-	-
Water Meter Services	-	-	-	-	-
Interest Income	90,000	5,663	5,663	84,337	6.3%
Other Services & Fees	18,400	900	900	17,500	4.9%
<b>Total Revenue</b>	<b>\$ 6,636,276</b>	<b>\$ 662,416</b>	<b>\$ 662,416</b>	<b>\$ 5,973,860</b>	<b>10.0%</b>

<b>Expenses:</b>	<b>Adjusted Budget</b>	<b>Curent Period</b>	<b>Fiscal Year to Date</b>	<b>Encumbrances</b>	<b>Available Budget</b>	<b>% Committed</b>
Wastewater Treatment	\$ 4,168,233	\$ 347,353	\$ 347,353	\$ -	\$ 3,820,880	8.3%
Potable Water Purch.	-	-	-	-	-	-
Recycled Water Purch.	-	-	-	-	-	-
VRSD (Administration)	-	-	-	-	-	-
VRSD (Operations)	1,135,633	70,045	70,045	-	1,065,588	6.2%
Professional Services	-	-	-	-	-	-
Depreciation/Amortization	341,456	30,560	30,560	-	310,895	9.0%
Overhead cost allocation	324,792	27,066	27,066	-	297,726	8.3%
Joint Venture spending	-	-	-	-	-	-
Tillman plant	-	-	-	-	-	-
Debt service	-	-	-	-	-	-
Ins., permits & lic.	138,070	-	-	-	138,070	0.0%
Board member fees	3,270	-	-	-	3,270	0.0%
General & Administrative	132,200	3,108	3,108	-	129,092	2.4%
Outside Contractor Services	-	-	-	-	-	-
<b>Total Expenses</b>	<b>\$ 6,243,654</b>	<b>\$ 478,132</b>	<b>\$ 478,132</b>	<b>\$ -</b>	<b>\$ 5,765,522</b>	<b>7.7%</b>
<b>Net Income/(Loss) before Capital</b>	<b>\$ 392,622</b>	<b>\$ 184,284</b>	<b>\$ 184,284</b>	<b>\$ -</b>	<b>\$ 208,339</b>	<b>46.9%</b>
<b>Capital Outlays</b>	<b>(934,268)</b>	<b>-</b>	<b>-</b>	<b>-</b>	<b>(934,268)</b>	<b>0.0%</b>
<b>Increase/(Decrease) to Reserves</b>	<b>\$ (541,646)</b>	<b>\$ 184,284</b>	<b>\$ 184,284</b>	<b>\$ -</b>	<b>\$ (725,929)</b>	<b>-34.0%</b>



16-4

## TRIUNFO SANITATION DISTRICT

July 31, 2011

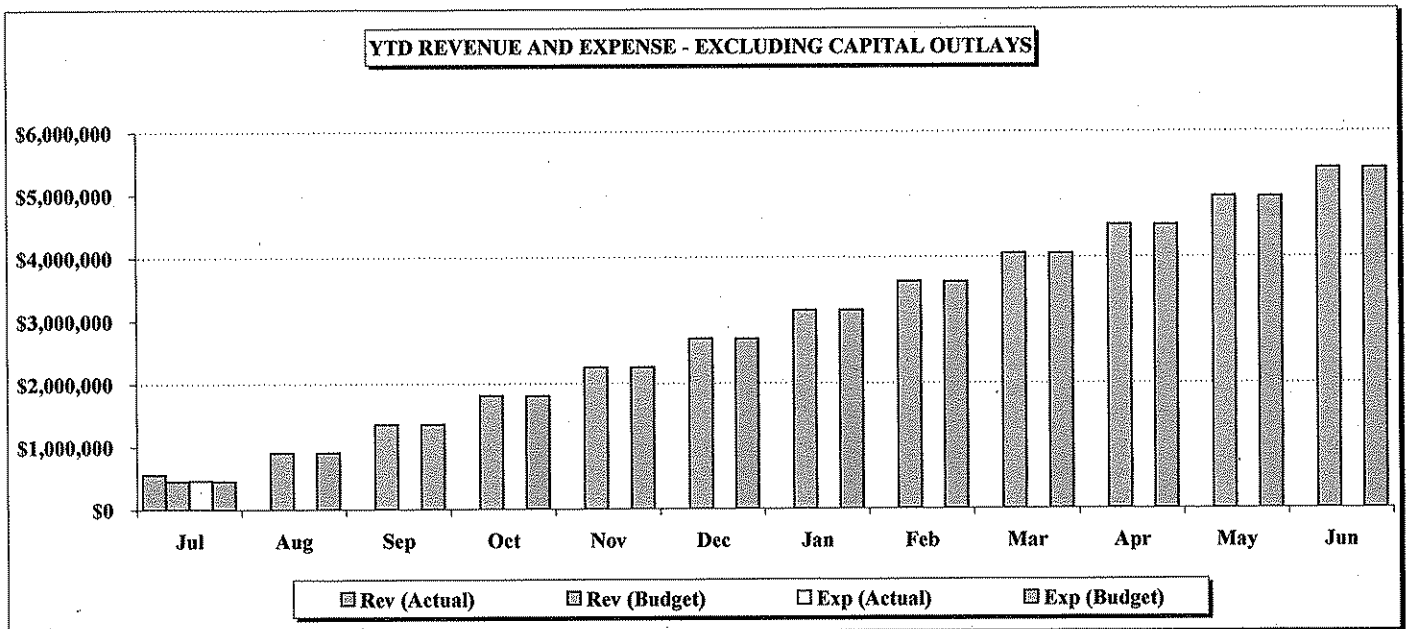
8.3% of year elapsed

### REVENUE AND EXPENSE REPORT - POTABLE WATER - PRELIMINARY

<u>Revenue:</u>	<u>Adjusted Budget</u>	<u>Curent Period</u>	<u>Fiscal Year to Date</u>	<u>Unrealized Revenue</u>	<u>% Realized</u>
Sanitation Fees	\$ -	\$ -	\$ -	\$ -	-
Connection Fees Triunfo	-	-	-	-	-
Recycled Water	-	-	-	-	-
Potable Water	4,106,483	437,886	437,886	3,668,597	10.7%
Water Meter Services	1,107,741	91,915	91,915	1,015,826	8.3%
Interest Income	7,200	6,321	6,321	879	87.8%
Other Services & Fees	189,520	19,387	19,387	170,133	10.2%
<b>Total Revenue</b>	<b>\$ 5,410,944</b>	<b>\$ 555,509</b>	<b>\$ 555,509</b>	<b>\$ 4,855,435</b>	<b>10.3%</b>

<u>Expenses:</u>	<u>Adjusted Budget</u>	<u>Curent Period</u>	<u>Fiscal Year to Date</u>	<u>Encumbrances</u>	<u>Available Budget</u>	<u>% Committed</u>
Wastewater Treatment	\$ -	\$ -	\$ -	\$ -	\$ -	-
Potable Water Purch.	2,874,051	331,860	331,860	-	2,542,191	11.5%
Recycled Water Purch.	-	-	-	-	-	-
VRSD (Administration)	-	-	-	-	-	-
VRSD (Operations)	1,352,243	68,370	68,370	-	1,283,873	5.1%
Professional Services	-	-	-	-	-	-
Depreciation/Amortization	472,972	36,941	36,941	-	436,032	7.8%
Overhead cost allocation	203,204	16,934	16,934	-	186,270	8.3%
Joint Venture spending	-	-	-	-	-	-
Tillman plant	-	-	-	-	-	-
Debt service	343,227	4,479	4,479	-	338,748	1.3%
Ins., permits & lic.	2,000	-	-	-	2,000	0.0%
Board member fees	-	-	-	-	-	-
General & Administrative	157,540	1,269	1,269	-	156,271	0.8%
Outside Contractor Services	-	-	-	-	-	-
<b>Total Expenses</b>	<b>\$ 5,405,238</b>	<b>\$ 459,853</b>	<b>\$ 459,853</b>	<b>\$ -</b>	<b>\$ 4,945,384</b>	<b>8.5%</b>
<b>Net Income/(Loss) before Capital</b>	<b>\$ 5,707</b>	<b>\$ 95,656</b>	<b>\$ 95,656</b>	<b>\$ -</b>	<b>\$ (89,949)</b>	<b>1676.2%</b>
<b>Capital Outlays</b>	<b>(5,913,350)</b>	<b>(743)</b>	<b>(743)</b>	<b>-</b>	<b>(5,912,607)</b>	<b>0.0%</b>
<b>Increase/(Decrease) to Reserves</b>	<b>\$ (5,907,643)</b>	<b>\$ 94,913</b>	<b>\$ 94,913</b>	<b>\$ -</b>	<b>\$ (6,002,556)</b>	<b>-1.6%</b>



16-5

**TRIUNFO SANITATION DISTRICT**

July 31, 2011

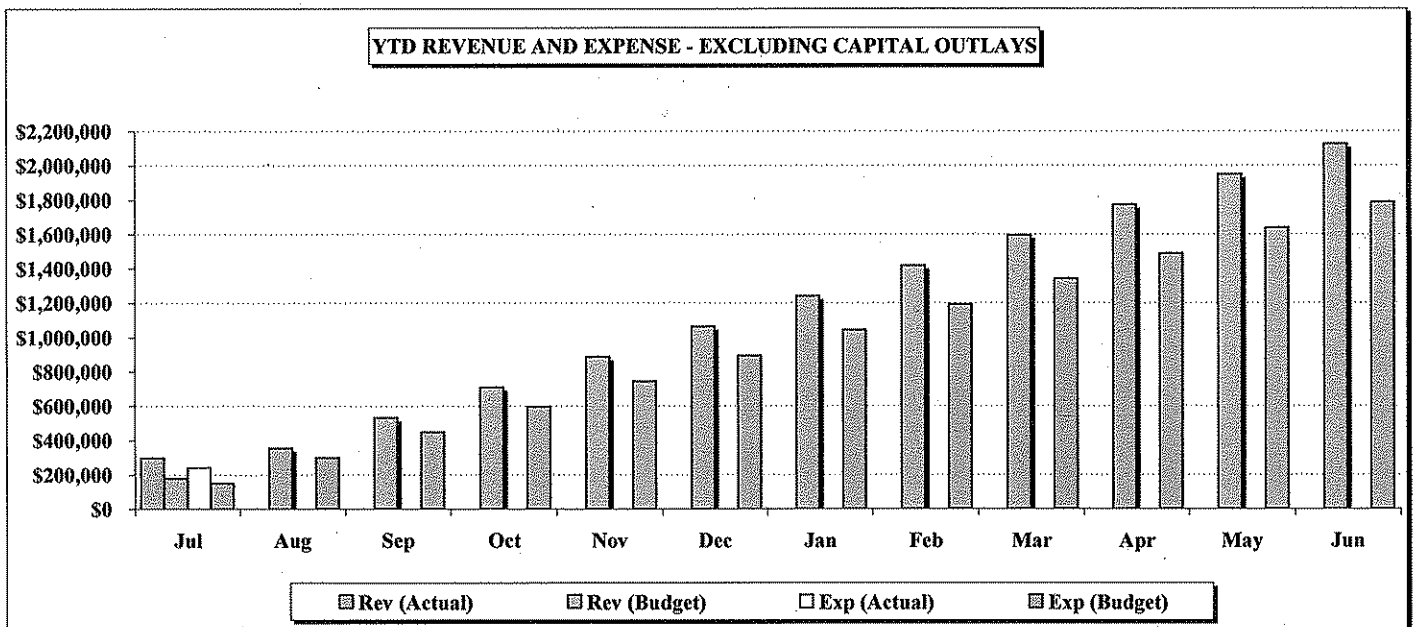
8.3% of year elapsed

**REVENUE AND EXPENSE REPORT - RECYCLED WATER - PRELIMINARY**

<u>Revenue:</u>	<u>Adjusted Budget</u>	<u>Curent Period</u>	<u>Fiscal Year to Date</u>		<u>Unrealized Revenue</u>	<u>% Realized</u>
Sanitation Fees	\$ -	\$ -	\$ -		\$ -	-
Connection Fees Triunfo	-	-	-		-	-
Recycled Water	1,967,397	282,327	282,327		1,685,070	14.4%
Potable Water	-	-	-		-	-
Water Meter Services	157,159	13,472	13,472		143,687	8.6%
Interest Income	-	-	-		-	-
Other Services & Fees	-	-	-		-	-
<b>Total Revenue</b>	<b>\$ 2,124,556</b>	<b>\$ 295,799</b>	<b>\$ 295,799</b>		<b>\$ 1,828,757</b>	<b>13.9%</b>

<u>Expenses:</u>	<u>Adjusted Budget</u>	<u>Curent Period</u>	<u>Fiscal Year to Date</u>	<u>Encumbrances</u>	<u>Available Budget</u>	<u>% Committed</u>
Wastewater Treatment	\$ -	\$ -	\$ -	\$ -	\$ -	-
Potable Water Purch.	-	-	-	-	-	-
Recycled Water Purch.	1,553,633	225,088	225,088	-	1,328,544	14.5%
VRSD (Administration)	-	-	-	-	-	-
VRSD (Operations)	76,090	3,424	3,424	-	72,667	4.5%
Professional Services	-	-	-	-	-	-
Depreciation/Amortization	97,981	8,011	8,011	-	89,969	8.2%
Overhead cost allocation	58,058	4,838	4,838	-	53,220	8.3%
Joint Venture spending	-	-	-	-	-	-
Tillman plant	-	-	-	-	-	-
Debt service	-	-	-	-	-	-
Ins., permits & lic.	-	-	-	-	-	-
Board member fees	-	-	-	-	-	-
General & Administrative	500	-	-	-	500	0.0%
Outside Contractor Services	-	-	-	-	-	-
<b>Total Expenses</b>	<b>\$ 1,786,261</b>	<b>\$ 241,361</b>	<b>\$ 241,361</b>	<b>\$ -</b>	<b>\$ 1,544,900</b>	<b>13.5%</b>
<b>Net Income/(Loss) before Capital</b>	<b>\$ 338,295</b>	<b>\$ 54,438</b>	<b>\$ 54,438</b>	<b>\$ -</b>	<b>\$ 283,857</b>	<b>16.1%</b>
<b>Capital Outlays</b>	<b>(184,149)</b>	<b>-</b>	<b>-</b>	<b>-</b>	<b>(184,149)</b>	<b>0.0%</b>
<b>Increase/(Decrease) to Reserves</b>	<b>\$ 154,146</b>	<b>\$ 54,438</b>	<b>\$ 54,438</b>	<b>\$ -</b>	<b>\$ 99,708</b>	<b>35.3%</b>



16-6