

# TRIUNFO SANITATION DISTRICT

August 31, 2011

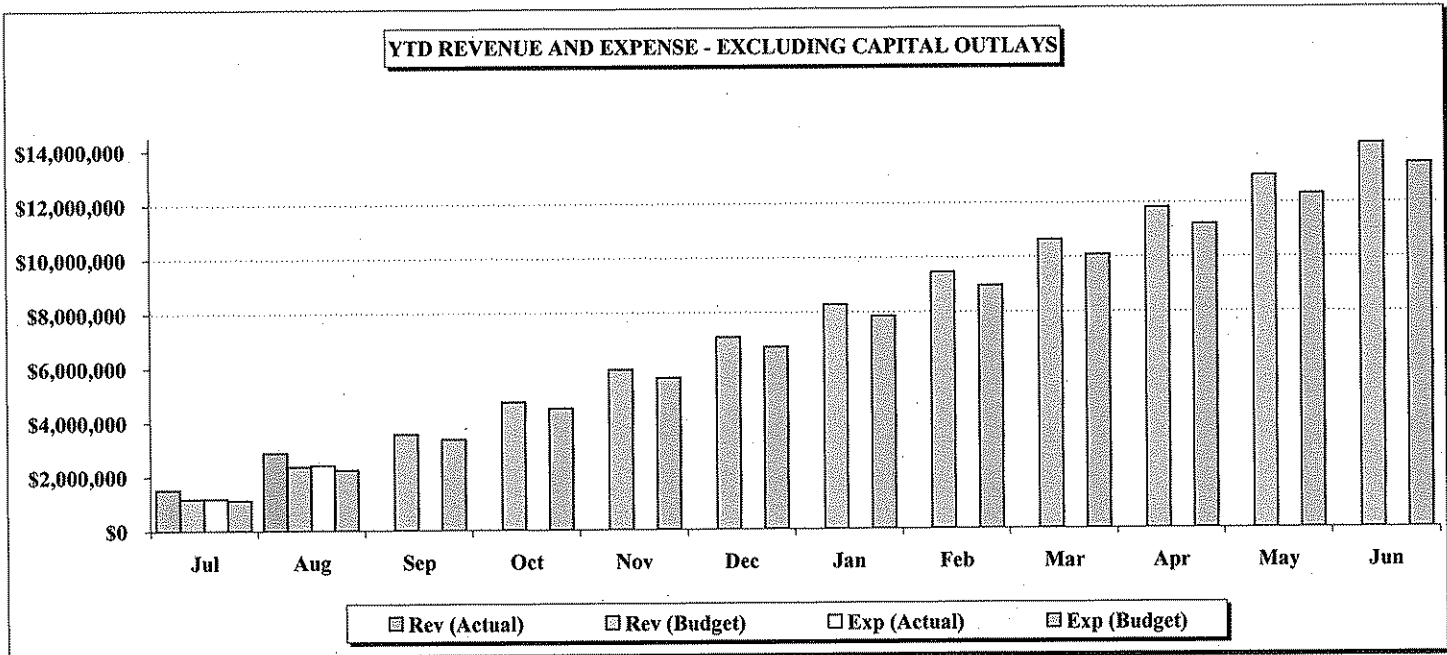
16.7% of year elapsed

## REVENUE AND EXPENSE REPORT

<b>Revenue:</b>	<b>Adjusted Budget</b>	<b>Curent Period</b>	<b>Fiscal Year to Date</b>	<b>Unrealized Revenue</b>	<b>% Realized</b>
Sanitation Fees	\$ 6,473,376	\$ 470,575	\$ 1,115,903	\$ 5,357,473	17.2%
Connection Fees Triunfo	54,500	21,105	31,630	22,870	58.0%
Recycled Water	1,967,397	276,255	558,583	1,408,814	28.4%
Potable Water	4,106,483	464,723	902,608	3,203,875	22.0%
Water Meter Services	1,264,900	105,787	211,174	1,053,726	16.7%
Interest Income	97,200	4,150	16,346	80,854	16.8%
Other Services & Fees	207,920	23,397	43,685	164,235	21.0%
<b>Total Revenue</b>	<b>\$ 14,171,776</b>	<b>\$ 1,365,993</b>	<b>\$ 2,879,929</b>	<b>\$ 11,291,847</b>	<b>20.3%</b>

<b>Expenses:</b>	<b>Adjusted Budget</b>	<b>Curent Period</b>	<b>Fiscal Year to Date</b>	<b>Encumbrances</b>	<b>Available Budget</b>	<b>% Committed</b>
Wastewater Treatment	\$ 4,168,233	\$ 347,353	\$ 694,706	\$ -	3,473,528	16.7%
Potable Water Purch.	2,874,051	324,946	656,806	-	2,217,245	22.9%
Recycled Water Purch.	1,553,633	227,300	452,388	-	1,101,245	29.1%
VRSD (Administration)	327,087	33,920	55,560	-	271,527	17.0%
VRSD (Operations)	2,563,966	204,772	346,610	-	2,217,356	13.5%
Professional Services	88,160	12,109	12,109	-	76,051	13.7%
Depreciation/Amortization	912,408	75,512	151,025	-	761,384	16.6%
Overhead cost allocation	-	(0)	(0)	-	0	-
Joint Venture spending	-	-	-	-	-	-
Tillman plant	-	-	-	-	-	-
Debt service	343,227	208	4,688	-	338,540	1.4%
Ins., permits & lic.	140,070	1,015	10,654	-	129,416	7.6%
Board member fees	57,690	4,846	7,662	-	50,028	13.3%
General & Administrative	406,627	5,687	10,065	-	396,562	2.5%
Outside Contractor Services	-	-	-	-	-	-
<b>Total Expenses</b>	<b>\$ 13,435,152</b>	<b>\$ 1,237,669</b>	<b>\$ 2,402,273</b>	<b>\$ -</b>	<b>\$ 11,032,880</b>	<b>17.9%</b>
<b>Net Income/(Loss) before Capital</b>	<b>\$ 736,624</b>	<b>\$ 128,324</b>	<b>\$ 477,656</b>	<b>\$ -</b>	<b>\$ 258,967</b>	<b>64.8%</b>
<b>Capital Outlays</b>	<b>(7,031,767)</b>	<b>(184,056)</b>	<b>(184,799)</b>	<b>-</b>	<b>(6,846,968)</b>	<b>2.6%</b>
<b>Increase/(Decrease) to Reserves</b>	<b>\$ (6,295,143)</b>	<b>\$ (55,733)</b>	<b>\$ 292,857</b>	<b>\$ -</b>	<b>\$ (6,588,001)</b>	<b>-4.7%</b>



*Item 20-1*

**TRIUNFO SANITATION DISTRICT**

August 31, 2011

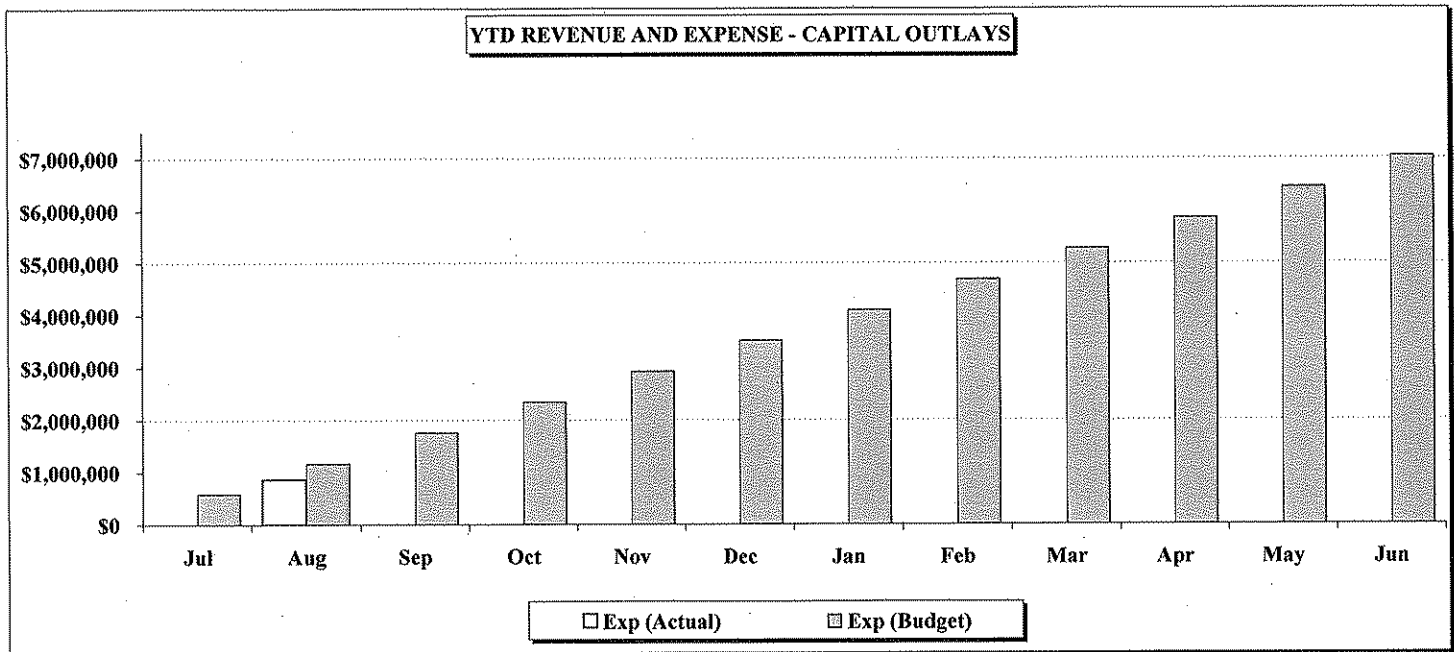
16.7% of year elapsed

**REVENUE AND EXPENSE REPORT - CAPITAL OUTLAYS**

<u>Revenue:</u>	<u>Adjusted Budget</u>	<u>Curent Period</u>	<u>Fiscal Year to Date</u>		<u>Unrealized Revenue</u>	<u>% Realized</u>
Sanitation Fees	\$ -	\$ -	\$ -		\$ -	-
Connection Fees Triunfo	-	-	-		-	-
Recycled Water	-	-	-		-	-
Potable Water	-	-	-		-	-
Water Meter Services	-	-	-		-	-
Interest Income	-	-	-		-	-
Other Services & Fees	-	-	-		-	-
<b>Total Revenue</b>	<b>\$ -</b>	<b>\$ -</b>	<b>\$ -</b>		<b>\$ -</b>	<b>-</b>

<u>Expenses:</u>	<u>Adjusted Budget</u>	<u>Curent Period</u>	<u>Fiscal Year to Date</u>	<u>Encumbrances</u>	<u>Available Budget</u>	<u>% Committed</u>
Wastewater Treatment	\$ -	\$ -	\$ -	\$ -	\$ -	-
Potable Water Purch.	-	-	-	-	-	-
Recycled Water Purch.	-	-	-	-	-	-
VRSD (Administration)	-	-	-	-	-	-
VRSD (Operations)	252,048	14,137	14,880	-	237,168	5.9%
Professional Services	10,000	169,918	169,918	-	(159,918)	1699.2%
Depreciation/Amortization	-	-	-	-	-	-
Overhead cost allocation	-	-	-	-	-	-
Joint Venture spending	-	-	-	-	-	-
Tillman plant	-	-	-	-	-	-
Debt service	-	-	-	-	-	-
Ins., permits & lic.	2,000	-	-	-	2,000	0.0%
Board member fees	-	-	-	-	-	-
General & Administrative	5,649,302	-	-	-	5,649,302	0.0%
Outside Contractor Services	1,118,417	1	1	-	1,118,416	0.0%
<b>Total Expenses</b>	<b>\$ 7,031,767</b>	<b>\$ 184,056</b>	<b>\$ 184,799</b>	<b>\$ -</b>	<b>\$ 6,846,968</b>	<b>2.6%</b>
<b>Increase/(Decrease) to Reserves</b>	<b>\$ (7,031,767)</b>	<b>\$ (184,056)</b>	<b>\$ (184,799)</b>	<b>\$ -</b>	<b>\$ (6,846,968)</b>	<b>2.6%</b>



20-2

**TRIUNFO SANITATION DISTRICT**

August 31, 2011

16.7% of year elapsed

**REVENUE AND EXPENSE REPORT - CENTRAL ADMINISTRATION**

<u>Revenue:</u>	<u>Adjusted Budget</u>	<u>Curent Period</u>	<u>Fiscal Year to Date</u>		<u>Unrealized Revenue</u>	<u>% Realized</u>
Sanitation Fees	\$ -	\$ -	\$ -		\$ -	-
Connection Fees Triunfo	-	-	-		-	-
Recycled Water	-	-	-		-	-
Potable Water	-	-	-		-	-
Water Meter Services	-	-	-		-	-
Interest Income	-	-	213		(213)	-
Other Services & Fees	-	-	-		-	-
<b>Total Revenue</b>	<b>\$ -</b>	<b>\$ -</b>	<b>\$ 213</b>		<b>\$ (213)</b>	<b>-</b>
<u>Expenses:</u>	<u>Adjusted Budget</u>	<u>Curent Period</u>	<u>Fiscal Year to Date</u>	<u>Encumbrances</u>	<u>Available Budget</u>	<u>% Committed</u>
Wastewater Treatment	\$ -	\$ -	\$ -	\$ -	\$ -	-
Potable Water Purch.	-	-	-	-	-	-
Recycled Water Purch.	-	-	-	-	-	-
VRSD (Administration)	327,087	33,920	55,560	-	271,527	17.0%
VRSD (Operations)	-	-	-	-	-	-
Professional Services	88,160	10,777	10,777	-	77,383	12.2%
Depreciation/Amortization	-	-	-	-	-	-
Overhead cost allocation	(586,054)	(48,838)	(97,676)	-	(488,378)	16.7%
Joint Venture spending	-	-	-	-	-	-
Tillman plant	-	-	-	-	-	-
Debt service	-	-	-	-	-	-
Ins., permits & lic.	-	-	9,639	-	(9,639)	-
Board member fees	54,420	4,846	7,662	-	46,758	14.1%
General & Administrative	116,387	604	604	-	115,783	0.5%
Outside Contractor Services	-	-	-	-	-	-
<b>Total Expenses</b>	<b>\$ -</b>	<b>\$ 1,309</b>	<b>\$ (13,433)</b>	<b>\$ -</b>	<b>\$ 13,433</b>	<b>-</b>
<b>Net Income/(Loss) before Capital</b>	<b>\$ -</b>	<b>\$ (1,309)</b>	<b>\$ 13,646</b>	<b>\$ -</b>	<b>\$ (13,646)</b>	<b>-</b>
<b>Capital Outlays</b>	<b>-</b>	<b>-</b>	<b>-</b>	<b>-</b>	<b>-</b>	<b>-</b>
<b>Increase/(Decrease) to Reserves</b>	<b>\$ -</b>	<b>\$ (1,309)</b>	<b>\$ 13,646</b>	<b>\$ -</b>	<b>\$ (13,646)</b>	<b>-</b>

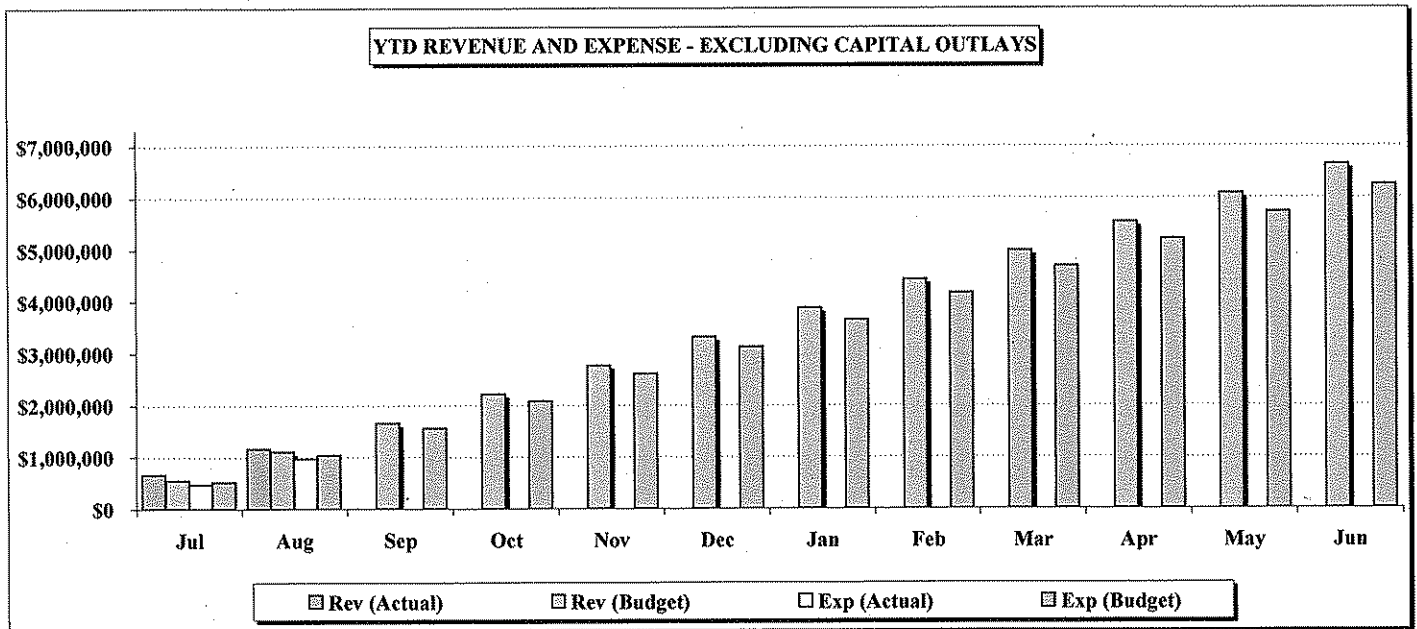
20-3

**TRIUNFO SANITATION DISTRICT**  
**August 31, 2011**  
 16.7% of year elapsed  
**REVENUE AND EXPENSE REPORT - WASTEWATER**

<u>Revenue:</u>	<u>Adjusted Budget</u>	<u>Curent Period</u>	<u>Fiscal Year to Date</u>	<u>Unrealized Revenue</u>	<u>% Realized</u>
Sanitation Fees	\$ 6,473,376	\$ 470,575	\$ 1,115,903	\$ 5,357,473	17.2%
Connection Fees Triunfo	54,500	21,050	31,575	22,925	57.9%
Recycled Water	-	-	-	-	-
Potable Water	-	-	-	-	-
Water Meter Services	-	-	-	-	-
Interest Income	90,000	5,812	11,474	78,526	12.7%
Other Services & Fees	18,400	4,125	5,025	13,375	27.3%
<b>Total Revenue</b>	<b>\$ 6,636,276</b>	<b>\$ 501,562</b>	<b>\$ 1,163,977</b>	<b>\$ 5,472,299</b>	<b>17.5%</b>

<u>Expenses:</u>	<u>Adjusted Budget</u>	<u>Curent Period</u>	<u>Fiscal Year to Date</u>	<u>Encumbrances</u>	<u>Available Budget</u>	<u>% Committed</u>
Wastewater Treatment	\$ 4,168,233	\$ 347,353	\$ 694,706	\$ -	\$ 3,473,528	16.7%
Potable Water Purch.	-	-	-	-	-	-
Recycled Water Purch.	-	-	-	-	-	-
VRSD (Administration)	-	-	-	-	-	-
VRSD (Operations)	1,135,633	86,200	156,245	-	979,388	13.8%
Professional Services	-	-	-	-	-	-
Depreciation/Amortization	341,456	30,560	61,121	-	280,335	17.9%
Overhead cost allocation	324,792	27,066	54,132	-	270,660	16.7%
Joint Venture spending	-	-	-	-	-	-
Tillman plant	-	-	-	-	-	-
Debt service	-	-	-	-	-	-
Ins., permits & lic.	138,070	313	313	-	137,757	0.2%
Board member fees	3,270	-	-	-	3,270	0.0%
General & Administrative	132,200	3,108	6,216	-	125,984	4.7%
Outside Contractor Services	-	-	-	-	-	-
<b>Total Expenses</b>	<b>\$ 6,243,654</b>	<b>\$ 494,601</b>	<b>\$ 972,732</b>	<b>\$ -</b>	<b>\$ 5,270,921</b>	<b>15.6%</b>
<b>Net Income/(Loss) before Capital</b>	<b>\$ 392,622</b>	<b>\$ 6,961</b>	<b>\$ 191,245</b>	<b>\$ -</b>	<b>\$ 201,377</b>	<b>48.7%</b>
<b>Capital Outlays</b>	<b>(934,268)</b>	<b>-</b>	<b>-</b>	<b>-</b>	<b>(934,268)</b>	<b>0.0%</b>
<b>Increase/(Decrease) to Reserves</b>	<b>\$ (541,646)</b>	<b>\$ 6,961</b>	<b>\$ 191,245</b>	<b>\$ -</b>	<b>\$ (732,891)</b>	<b>-35.3%</b>



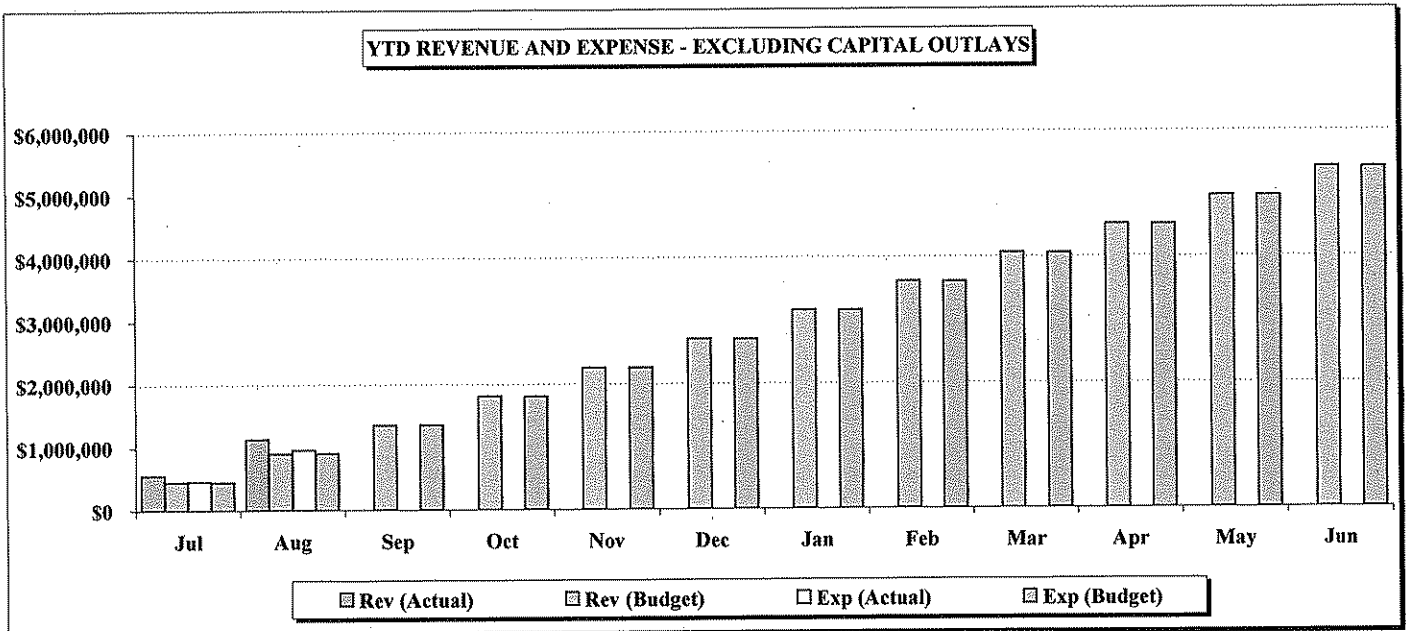
*20-4*

**TRIUNFO SANITATION DISTRICT**  
**August 31, 2011**  
 16.7% of year elapsed  
**REVENUE AND EXPENSE REPORT - POTABLE WATER**

<u>Revenue:</u>	<u>Adjusted Budget</u>	<u>Curent Period</u>	<u>Fiscal Year to Date</u>		<u>Unrealized Revenue</u>	<u>% Realized</u>
Sanitation Fees	\$ -	\$ -	\$ -		\$ -	-
Connection Fees Triunfo	-	55	55		(55)	-
Recycled Water	-	-	-		-	-
Potable Water	4,106,483	464,723	902,608		3,203,875	22.0%
Water Meter Services	1,107,741	92,019	183,935		923,806	16.6%
Interest Income	7,200	(1,662)	4,659		2,541	64.7%
Other Services & Fees	189,520	19,272	38,659		150,861	20.4%
<b>Total Revenue</b>	<b>\$ 5,410,944</b>	<b>\$ 574,408</b>	<b>\$ 1,129,917</b>		<b>\$ 4,281,028</b>	<b>20.9%</b>

<u>Expenses:</u>	<u>Adjusted Budget</u>	<u>Curent Period</u>	<u>Fiscal Year to Date</u>	<u>Encumbrances</u>	<u>Available Budget</u>	<u>% Committed</u>
Wastewater Treatment	\$ -	\$ -	\$ -	\$ -	\$ -	-
Potable Water Purch.	2,874,051	324,946	656,806	-	2,217,245	22.9%
Recycled Water Purch.	-	-	-	-	-	-
VRSD (Administration)	-	-	-	-	-	-
VRSD (Operations)	1,352,243	114,345	182,714	-	1,169,529	13.5%
Professional Services	-	417	417	-	(417)	-
Depreciation/Amortization	472,972	36,941	73,881	-	399,091	15.6%
Overhead cost allocation	203,204	16,934	33,867	-	169,337	16.7%
Joint Venture spending	-	-	-	-	-	-
Tillman plant	-	-	-	-	-	-
Debt service	343,227	208	4,688	-	338,540	1.4%
Ins., permits & lic.	2,000	702	702	-	1,298	35.1%
Board member fees	-	-	-	-	-	-
General & Administrative	157,540	1,976	3,245	-	154,295	2.1%
Outside Contractor Services	-	-	-	-	-	-
<b>Total Expenses</b>	<b>\$ 5,405,238</b>	<b>\$ 496,468</b>	<b>\$ 956,321</b>	<b>\$ -</b>	<b>\$ 4,448,917</b>	<b>17.7%</b>
<b>Net Income/(Loss) before Capital</b>	<b>\$ 5,707</b>	<b>\$ 77,940</b>	<b>\$ 173,596</b>	<b>\$ -</b>	<b>\$ (167,889)</b>	<b>3042.0%</b>
<b>Capital Outlays</b>	<b>(5,913,350)</b>	<b>(184,056)</b>	<b>(184,799)</b>	<b>-</b>	<b>(5,728,551)</b>	<b>3.1%</b>
<b>Increase/(Decrease) to Reserves</b>	<b>\$ (5,907,643)</b>	<b>\$ (106,116)</b>	<b>\$ (11,203)</b>	<b>\$ -</b>	<b>\$ (5,896,440)</b>	<b>0.2%</b>



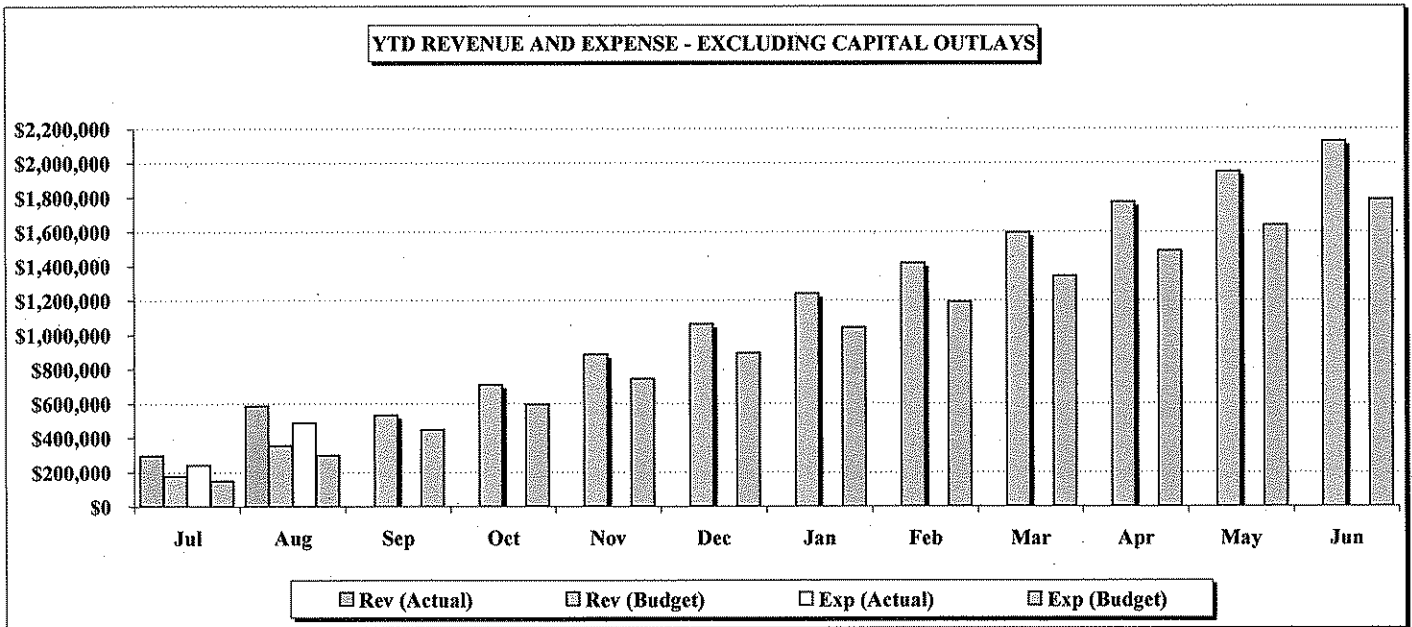
205

**TRIUNFO SANITATION DISTRICT**  
**August 31, 2011**  
 16.7% of year elapsed  
**REVENUE AND EXPENSE REPORT - RECYCLED WATER**

<u>Revenue:</u>	<u>Adjusted Budget</u>	<u>Curent Period</u>	<u>Fiscal Year to Date</u>		<u>Unrealized Revenue</u>	<u>% Realized</u>
Sanitation Fees	\$ -	\$ -	\$ -		\$ -	-
Connection Fees Triunfo	-	-	-		-	-
Recycled Water	1,967,397	276,255	558,583		1,408,814	28.4%
Potable Water	-	-	-		-	-
Water Meter Services	157,159	13,768	27,240		129,919	17.3%
Interest Income	-	-	-		-	-
Other Services & Fees	-	-	-		-	-
<b>Total Revenue</b>	<b>\$ 2,124,556</b>	<b>\$ 290,023</b>	<b>\$ 585,822</b>		<b>\$ 1,538,734</b>	<b>27.6%</b>

<u>Expenses:</u>	<u>Adjusted Budget</u>	<u>Curent Period</u>	<u>Fiscal Year to Date</u>	<u>Encumbrances</u>	<u>Available Budget</u>	<u>% Committed</u>
Wastewater Treatment	\$ -	\$ -	\$ -	\$ -	\$ -	-
Potable Water Purch.	-	-	-	-	-	-
Recycled Water Purch.	1,553,633	227,300	452,388	-	1,101,245	29.1%
VRSD (Administration)	-	-	-	-	-	-
VRSD (Operations)	76,090	4,228	7,651	-	68,439	10.1%
Professional Services	-	915	915	-	(915)	-
Depreciation/Amortization	97,981	8,011	16,023	-	81,958	16.4%
Overhead cost allocation	58,058	4,838	9,676	-	48,382	16.7%
Joint Venture spending	-	-	-	-	-	-
Tillman plant	-	-	-	-	-	-
Debt service	-	-	-	-	-	-
Ins., permits & lic.	-	-	-	-	-	-
Board member fees	-	-	-	-	-	-
General & Administrative	500	-	-	-	500	0.0%
Outside Contractor Services	-	-	-	-	-	-
<b>Total Expenses</b>	<b>\$ 1,786,261</b>	<b>\$ 245,292</b>	<b>\$ 486,653</b>	<b>\$ -</b>	<b>\$ 1,299,608</b>	<b>27.2%</b>
<b>Net Income/(Loss) before Capital</b>	<b>\$ 338,295</b>	<b>\$ 44,732</b>	<b>\$ 99,169</b>	<b>\$ -</b>	<b>\$ 239,125</b>	<b>29.3%</b>
<b>Capital Outlays</b>	<b>(184,149)</b>	<b>-</b>	<b>-</b>	<b>-</b>	<b>(184,149)</b>	<b>0.0%</b>
<b>Increase/(Decrease) to Reserves</b>	<b>\$ 154,146</b>	<b>\$ 44,732</b>	<b>\$ 99,169</b>	<b>\$ -</b>	<b>\$ 54,976</b>	<b>64.3%</b>



20-6