

TRIUNFO SANITATION DISTRICT

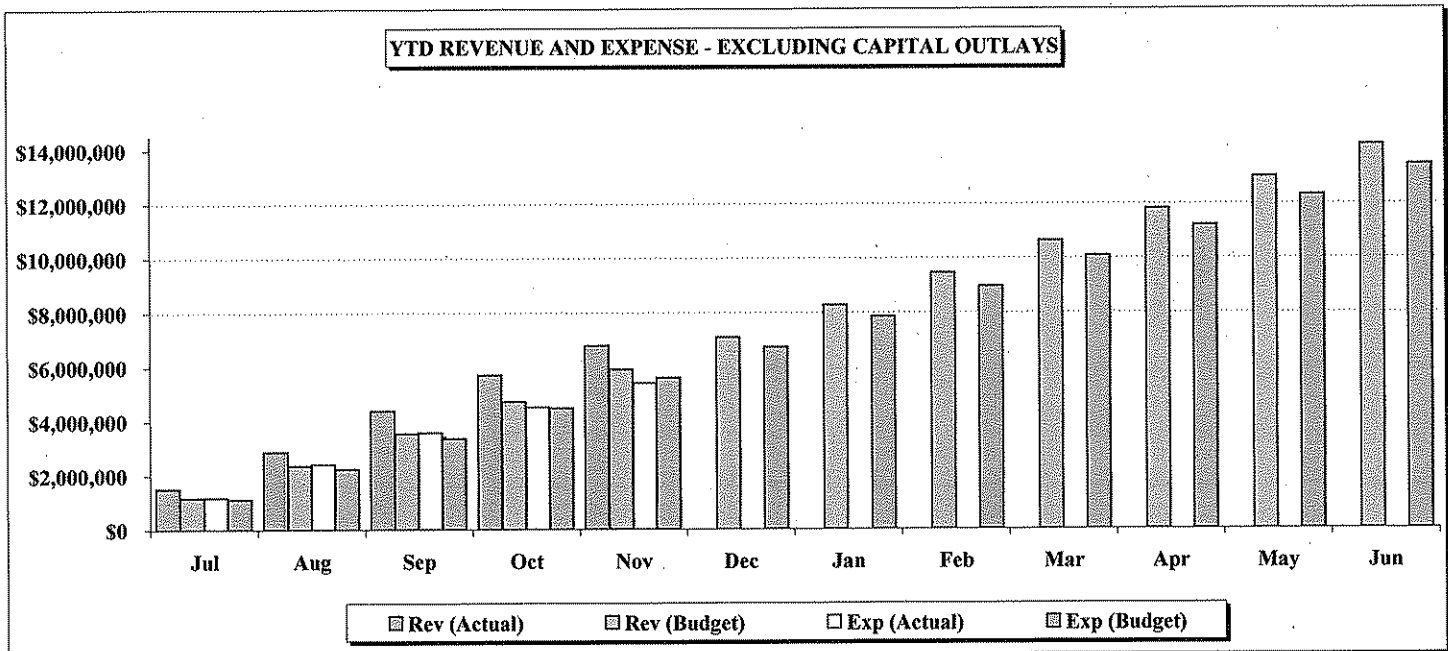
November 30, 2011

41.7% of year elapsed

REVENUE AND EXPENSE REPORT

Revenue:	Adjusted Budget	Curent Period	Fiscal Year to Date	Unrealized Revenue	% Realized
Sanitation Fees	\$ 6,473,376	\$ 535,630	\$ 2,807,564	\$ 3,665,812	43.4%
Connection Fees Triunfo	54,500	315	52,276	2,224	95.9%
Recycled Water	1,967,397	95,462	1,136,864	830,533	57.8%
Potable Water	4,106,483	319,885	2,102,617	2,003,866	51.2%
Water Meter Services	1,264,900	102,608	525,216	739,684	41.5%
Interest Income	97,200	5,553	35,440	61,760	36.5%
Other Services & Fees	207,920	16,666	115,400	92,520	55.5%
Total Revenue	\$ 14,171,776	\$ 1,076,120	\$ 6,775,377	\$ 7,396,399	47.8%

Expenses:	Adjusted Budget	Curent Period	Fiscal Year to Date	Encumbrances	Available Budget	% Committed
Wastewater Treatment	\$ 4,168,233	\$ 260,148	\$ 1,453,749	\$ -	2,714,484	34.9%
Potable Water Purch.	2,874,051	196,302	1,439,221	-	1,434,830	50.1%
Recycled Water Purch.	1,553,633	42,555	845,650	-	707,982	54.4%
VRSD (Administration)	327,087	42,457	165,612	-	161,475	50.6%
VRSD (Operations)	2,563,966	229,257	957,906	-	1,606,060	37.4%
Professional Services	317,885	735	31,441	-	286,444	9.9%
Depreciation/Amortization	912,408	75,505	377,542	-	534,867	41.4%
Overhead cost allocation	-	(0)	(0)	-	0	-
Joint Venture spending	-	-	-	-	-	-
Tillman plant	-	-	-	-	-	-
Debt service	343,227	208	5,313	-	337,915	1.5%
Ins., permits & lic.	140,070	20,975	45,102	-	94,968	32.2%
Board member fees	57,690	4,043	23,083	-	34,607	40.0%
General & Administrative	176,902	5,890	29,612	-	147,290	16.7%
Outside Contractor Services	-	-	-	-	-	-
Total Expenses	\$ 13,435,152	\$ 878,074	\$ 5,374,231	\$ -	\$ 8,060,922	40.0%
Net Income/(Loss) before Capital	\$ 736,624	\$ 198,046	\$ 1,401,147	\$ -	\$ (664,523)	190.2%
Capital Outlays	(7,031,767)	(27,661)	(804,251)	-	(6,227,516)	11.4%
Increase/(Decrease) to Reserves	\$ (6,295,143)	\$ 170,384	\$ 596,896	\$ -	\$ (6,892,039)	-9.5%



Item 20-1

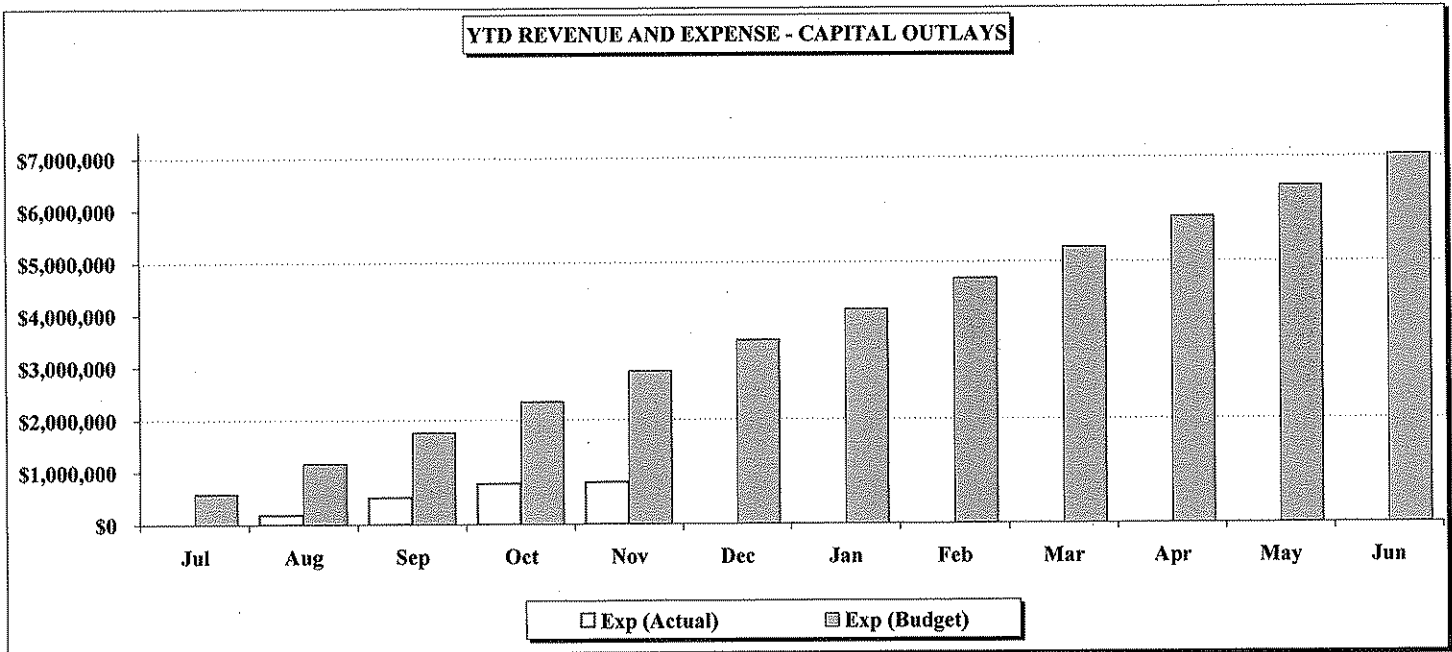
TRIUNFO SANITATION DISTRICT

November 30, 2011

41.7% of year elapsed

REVENUE AND EXPENSE REPORT - CAPITAL OUTLAYS

<u>Revenue:</u>	<u>Adjusted Budget</u>	<u>Curent Period</u>	<u>Fiscal Year to Date</u>		<u>Unrealized Revenue</u>	<u>% Realized</u>
Sanitation Fees	\$ -	\$ -	\$ -		\$ -	-
Connection Fees Triunfo	-	-	-		-	-
Recycled Water	-	-	-		-	-
Potable Water	-	-	-		-	-
Water Meter Services	-	-	-		-	-
Interest Income	-	-	-		-	-
Other Services & Fees	-	-	-		-	-
Total Revenue	\$ -	\$ -	\$ -		\$ -	-
<u>Expenses:</u>	<u>Adjusted Budget</u>	<u>Curent Period</u>	<u>Fiscal Year to Date</u>	<u>Encumbrances</u>	<u>Available Budget</u>	<u>% Committed</u>
Wastewater Treatment	\$ -	\$ -	\$ -	\$ -	\$ -	-
Potable Water Purch.	-	-	-	-	-	-
Recycled Water Purch.	-	-	-	-	-	-
VRSD (Administration)	-	-	-	-	-	-
VRSD (Operations)	252,048	1,894	41,615	-	210,433	16.5%
Professional Services	5,657,302	25,767	762,418	-	4,894,884	13.5%
Depreciation/Amortization	-	-	-	-	-	-
Overhead cost allocation	-	-	-	-	-	-
Joint Venture spending	-	-	-	-	-	-
Tillman plant	-	-	-	-	-	-
Debt service	-	-	-	-	-	-
Ins., permits & lic.	2,000	-	-	-	2,000	0.0%
Board member fees	-	-	-	-	-	-
General & Administrative	2,000	-	218	-	1,783	10.9%
Outside Contractor Services	1,118,417	-	1	-	1,118,416	0.0%
Total Expenses	\$ 7,031,767	\$ 27,661	\$ 804,251	\$ -	\$ 6,227,516	11.4%
Increase/(Decrease) to Reserves	\$ (7,031,767)	\$ (27,661)	\$ (804,251)	\$ -	\$ (6,227,516)	11.4%



20-2

TRIUNFO SANITATION DISTRICT

November 30, 2011

41.7% of year elapsed

REVENUE AND EXPENSE REPORT - CENTRAL ADMINISTRATION

Revenue:	Adjusted Budget	Curent Period	Fiscal Year to Date		Unrealized Revenue	% Realized
Sanitation Fees	\$ -	\$ -	\$ -		\$ -	-
Connection Fees Triunfo	-	-	-		-	-
Recycled Water	-	-	-		-	-
Potable Water	-	-	-		-	-
Water Meter Services	-	-	-		-	-
Interest Income	-	-	213		(213)	-
Other Services & Fees	-	-	-		-	-
Total Revenue	\$ -	\$ -	\$ 213		\$ (213)	-
Expenses:	Adjusted Budget	Curent Period	Fiscal Year to Date	Encumbrances	Available Budget	% Committed
Wastewater Treatment	\$ -	\$ -	\$ -	\$ -	\$ -	-
Potable Water Purch.	-	-	-	-	-	-
Recycled Water Purch.	-	-	-	-	-	-
VRSD (Administration)	327,087	42,457	165,612	-	161,475	50.6%
VRSD (Operations)	-	-	-	-	-	-
Professional Services	118,160	735	21,428	-	96,732	18.1%
Depreciation/Amortization	-	-	-	-	-	-
Overhead cost allocation	(586,054)	(48,838)	(244,189)	-	(341,865)	41.7%
Joint Venture spending	-	-	-	-	-	-
Tillman plant	-	-	-	-	-	-
Debt service	-	-	-	-	-	-
Ins., permits & lic.	-	300	9,939	-	(9,939)	-
Board member fees	54,420	4,043	23,083	-	31,337	42.4%
General & Administrative	86,387	2,879	3,449	-	82,938	4.0%
Outside Contractor Services	-	-	-	-	-	-
Total Expenses	\$ -	\$ 1,577	\$ (20,679)	\$ -	\$ 20,679	-
Net Income/(Loss) before Capital	\$ -	\$ (1,577)	\$ 20,892	\$ -	\$ (20,892)	-
Capital Outlays	-	-	-	-	-	-
Increase/(Decrease) to Reserves	\$ -	\$ (1,577)	\$ 20,892	\$ -	\$ (20,892)	-

2013

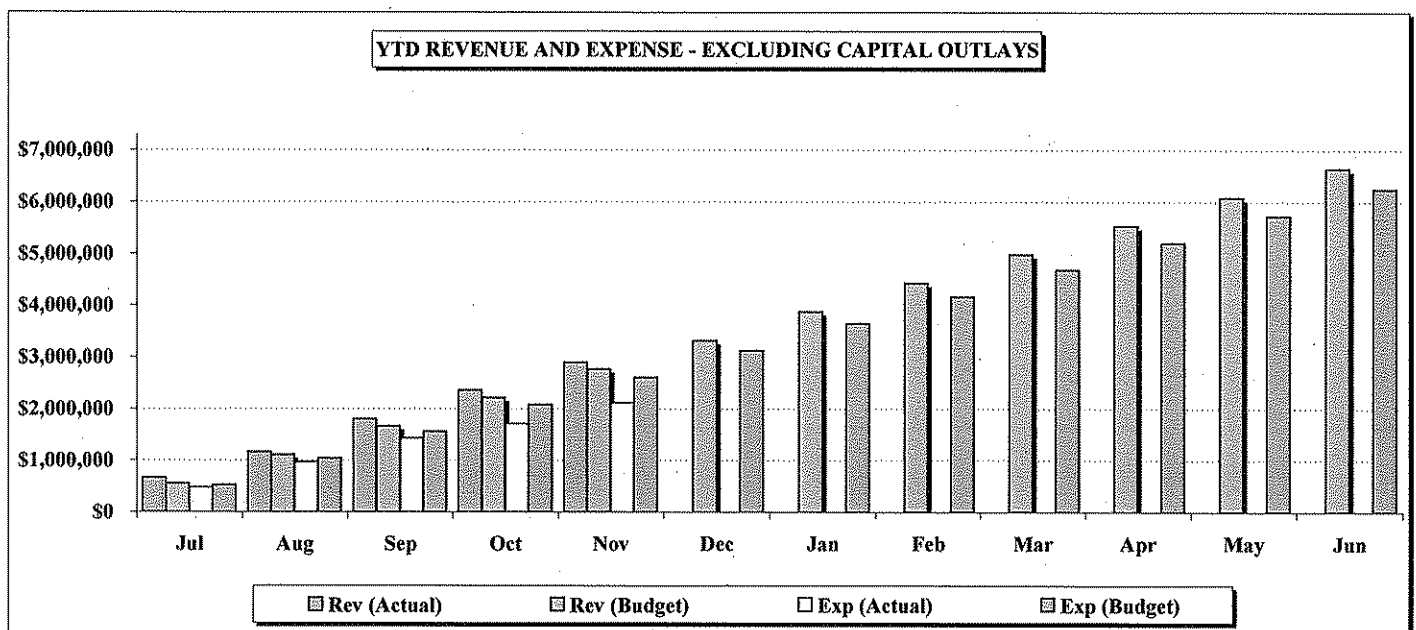
TRIUNFO SANITATION DISTRICT

November 30, 2011

41.7% of year elapsed

REVENUE AND EXPENSE REPORT - WASTEWATER

<u>Revenue:</u>	<u>Adjusted Budget</u>	<u>Curent Period</u>	<u>Fiscal Year to Date</u>	<u>Unrealized Revenue</u>	<u>% Realized</u>	
Sanitation Fees	\$ 6,473,376	\$ 535,630	\$ 2,807,564	\$ 3,665,812	43.4%	
Connection Fees Triunfo	54,500	175	52,081	2,419	95.6%	
Recycled Water	-	-	-	-	-	
Potable Water	-	-	-	-	-	
Water Meter Services	-	-	-	-	-	
Interest Income	90,000	3,426	23,910	66,090	26.6%	
Other Services & Fees	18,400	-	11,703	6,697	63.6%	
Total Revenue	\$ 6,636,276	\$ 539,232	\$ 2,895,257	\$ 3,741,019	43.6%	
<u>Expenses:</u>	<u>Adjusted Budget</u>	<u>Curent Period</u>	<u>Fiscal Year to Date</u>	<u>Encumbrances</u>	<u>Available Budget</u>	<u>% Committed</u>
Wastewater Treatment	\$ 4,168,233	\$ 260,148	\$ 1,453,749	\$ -	\$ 2,714,484	34.9%
Potable Water Purch.	-	-	-	-	-	-
Recycled Water Purch.	-	-	-	-	-	-
VRSD (Administration)	-	-	-	-	-	-
VRSD (Operations)	1,135,633	74,105	341,110	-	794,523	30.0%
Professional Services	79,125	-	741	-	78,384	0.9%
Depreciation/Amortization	341,456	30,553	152,782	-	188,674	44.7%
Overhead cost allocation	324,792	27,066	135,330	-	189,462	41.7%
Joint Venture spending	-	-	-	-	-	-
Tillman plant	-	-	-	-	-	-
Debt service	-	-	-	-	-	-
Ins., permits & lic.	138,070	19,831	31,922	-	106,148	23.1%
Board member fees	3,270	-	-	-	3,270	0.0%
General & Administrative	53,075	95	1,492	-	51,583	2.8%
Outside Contractor Services	-	-	-	-	-	-
Total Expenses	\$ 6,243,654	\$ 411,798	\$ 2,117,126	\$ -	\$ 4,126,527	33.9%
Net Income/(Loss) before Capital	\$ 392,622	\$ 127,433	\$ 778,131	\$ -	\$ (385,508)	198.2%
Capital Outlays	(934,268)	-	-	-	(934,268)	0.0%
Increase/(Decrease) to Reserves	\$ (541,646)	\$ 127,433	\$ 778,131	\$ -	\$ (1,319,776)	-143.7%



2011

TRIUNFO SANITATION DISTRICT

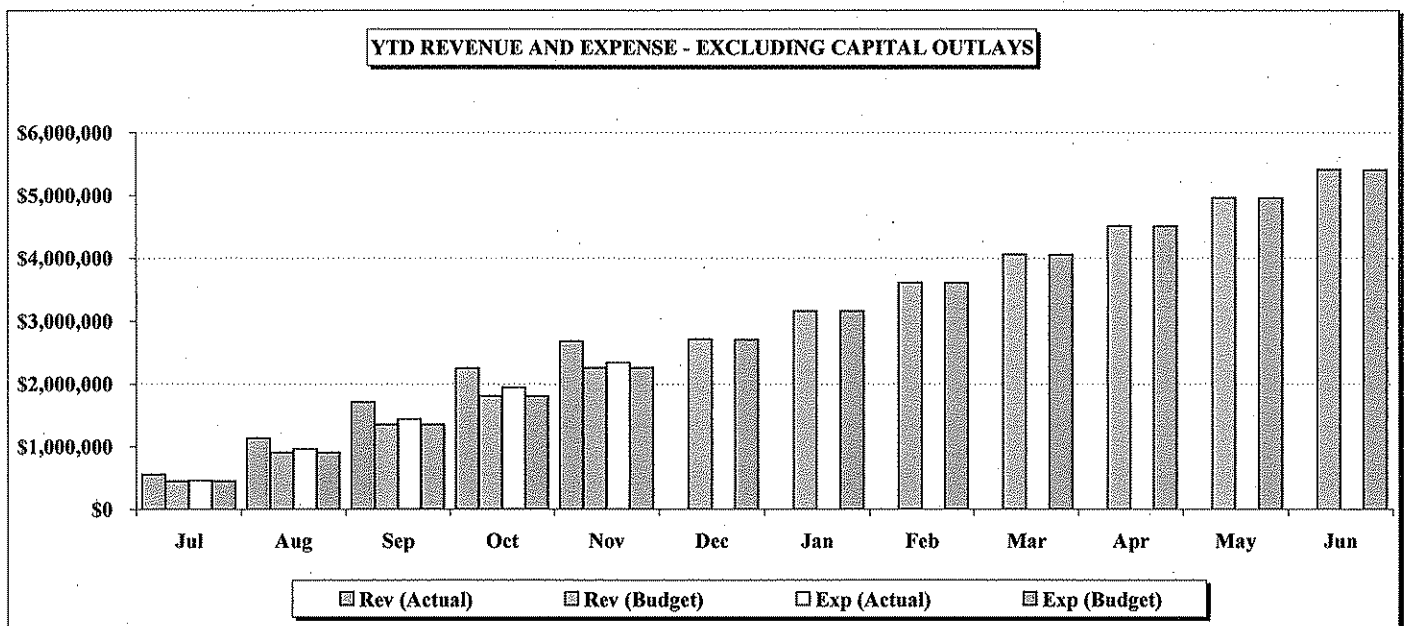
November 30, 2011

41.7% of year elapsed

REVENUE AND EXPENSE REPORT - POTABLE WATER

<u>Revenue:</u>	<u>Adjusted Budget</u>	<u>Curent Period</u>	<u>Fiscal Year to Date</u>	<u>Unrealized Revenue</u>	<u>% Realized</u>
Sanitation Fees	\$ -	\$ -	\$ -	\$ -	-
Connection Fees Triunfo	-	140	195	(195)	-
Recycled Water	-	-	-	-	-
Potable Water	4,106,483	319,885	2,102,617	2,003,866	51.2%
Water Meter Services	1,107,741	91,950	460,000	647,741	41.5%
Interest Income	7,200	2,127	11,318	(4,118)	157.2%
Other Services & Fees	189,520	16,666	103,697	85,823	54.7%
Total Revenue	\$ 5,410,944	\$ 430,768	\$ 2,677,827	\$ 2,733,117	49.5%

<u>Expenses:</u>	<u>Adjusted Budget</u>	<u>Curent Period</u>	<u>Fiscal Year to Date</u>	<u>Encumbrances</u>	<u>Available Budget</u>	<u>% Committed</u>
Wastewater Treatment	\$ -	\$ -	\$ -	\$ -	\$ -	-
Potable Water Purch.	2,874,051	196,302	1,439,221	-	1,434,830	50.1%
Recycled Water Purch.	-	-	-	-	-	-
VRSD (Administration)	-	-	-	-	-	-
VRSD (Operations)	1,352,243	141,829	585,026	-	767,217	43.3%
Professional Services	120,600	-	7,873	-	112,727	6.5%
Depreciation/Amortization	472,972	36,941	184,703	-	288,269	39.1%
Overhead cost allocation	203,204	16,934	84,668	-	118,536	41.7%
Joint Venture spending	-	-	-	-	-	-
Tillman plant	-	-	-	-	-	-
Debt service	343,227	208	5,313	-	337,915	1.5%
Ins., permits & lic.	2,000	844	3,241	-	(1,241)	162.1%
Board member fees	-	-	-	-	-	-
General & Administrative	36,940	2,915	24,671	-	12,269	66.8%
Outside Contractor Services	-	-	-	-	-	-
Total Expenses	\$ 5,405,238	\$ 395,973	\$ 2,334,716	\$ -	\$ 3,070,521	43.2%
Net Income/(Loss) before Capital	\$ 5,707	\$ 34,795	\$ 343,111	\$ -	\$ (337,404)	6012.4%
Capital Outlays	(5,913,350)	(27,661)	(804,251)	-	(5,109,099)	13.6%
Increase/(Decrease) to Reserves	\$ (5,907,643)	\$ 7,134	\$ (461,140)	\$ -	\$ (5,446,503)	7.8%

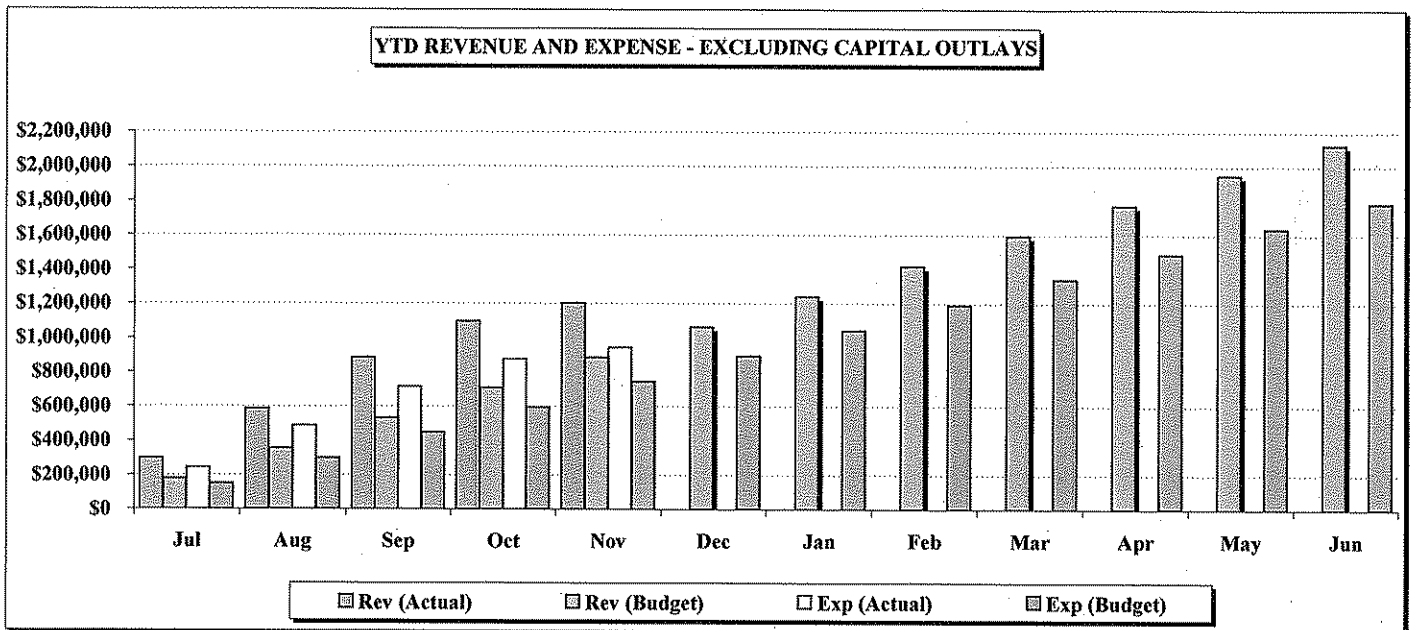


20-5

TRIUNFO SANITATION DISTRICT
November 30, 2011
 41.7% of year elapsed
REVENUE AND EXPENSE REPORT - RECYCLED WATER

<u>Revenue:</u>	<u>Adjusted Budget</u>	<u>Curent Period</u>	<u>Fiscal Year to Date</u>		<u>Unrealized Revenue</u>	<u>% Realized</u>
Sanitation Fees	\$ -	\$ -	\$ -		\$ -	-
Connection Fees Triunfo	-	-	-		-	-
Recycled Water	1,967,397	95,462	1,136,864		830,533	57.8%
Potable Water	-	-	-		-	-
Water Meter Services	157,159	10,658	65,216		91,943	41.5%
Interest Income	-	-	-		-	-
Other Services & Fees	-	-	-		-	-
Total Revenue	\$ 2,124,556	\$ 106,120	\$ 1,202,080		\$ 922,476	56.6%

<u>Expenses:</u>	<u>Adjusted Budget</u>	<u>Curent Period</u>	<u>Fiscal Year to Date</u>	<u>Encumbrances</u>	<u>Available Budget</u>	<u>% Committed</u>
Wastewater Treatment	\$ -	\$ -	\$ -	\$ -	\$ -	-
Potable Water Purch.	-	-	-	-	-	-
Recycled Water Purch.	1,553,633	42,555	845,650	-	707,982	54.4%
VRSD (Administration)	-	-	-	-	-	-
VRSD (Operations)	76,090	13,322	31,770	-	44,320	41.8%
Professional Services	-	-	1,399	-	(1,399)	-
Depreciation/Amortization	97,981	8,011	40,057	-	57,924	40.9%
Overhead cost allocation	58,058	4,838	24,191	-	33,867	41.7%
Joint Venture spending	-	-	-	-	-	-
Tillman plant	-	-	-	-	-	-
Debt service	-	-	-	-	-	-
Ins., permits & lic.	-	-	-	-	-	-
Board member fees	-	-	-	-	-	-
General & Administrative	500	-	-	-	500	0.0%
Outside Contractor Services	-	-	-	-	-	-
Total Expenses	\$ 1,786,261	\$ 68,727	\$ 943,067	\$ -	\$ 843,194	52.8%
Net Income/(Loss) before Capital	\$ 338,295	\$ 37,393	\$ 259,013	\$ -	\$ 79,281	76.6%
Capital Outlays	(184,149)	-	-	-	(184,149)	0.0%
Increase/(Decrease) to Reserves	\$ 154,146	\$ 37,393	\$ 259,013	\$ -	\$ (104,868)	168.0%



206